



Annexure VI

Unclaimed Redemption and Unclaimed Dividend Amount

Unclaimed Redemption and Unclaimed Dividend includes unencashed redemption and dividend warrant/cheque/demand drafts whose validity has expired and are outstanding as at the balance sheet date and the income accrued on investment of such balances from the date of expiry to end of three years from the date of the issue of such warrant/cheque/demand drafts. The balances in unclaimed redemption and unclaimed dividend were deployed in money market instruments till September 2016. In terms of SEBI circular Ref. no. SEBI/HO/MD/DF2/CIR/P/2316/87 dated February 25, 2016 the unclaimed balances including interest accrued thereon have been invested in the designated "Unclaimed Amount Plan" of Sundaram Money Fund, a liquid Scheme. In terms of the Addendum issued in this regard, the Total Expense ratio is restricted to 50 bps for the above plan and accretion in the NAV over the face value under the Options "Unclaimed Redemptions greater than three years" and Unclaimed Dividend greater than Three years" has been utilized for investor education and awareness purposes. The balances of unclaimed dividend and unclaimed redemption and their count thereof is provided below:

| SL. NO. | SCHEME NAME | 31-Mar-18 | | | | 31-Mar-17 | | | |
|---------|----------------|----------------|--------------------|---------------|--------------------|----------------|--------------------|---------------|--------------------|
| | | Dividend | | Redemption | | Dividend | | Redemption | |
| | | COUNT | AMOUNT | COUNT | AMOUNT | COUNT | AMOUNT | COUNT | AMOUNT |
| 1 | EQUITY SCHEMES | 207,429 | 273,947,626 | 11,305 | 229,084,465 | 166,574 | 228,203,163 | 11,242 | 225,705,722 |
| 2 | DEBT SCHEMES | 7,193 | 6,350,578 | 2,007 | 45,400,385 | 7,105 | 6,108,813 | 2,110 | 65,874,884 |
| 3 | LIQUID SCHEMES | 55 | 84,228 | 231 | 2,039,208 | 65 | 106,318 | 47 | 824,016 |
| 4 | OTHERS \$ | 759 | 1,297,813 | 3,622 | 5,717,363 | 1,122 | 1,565,968 | 4,057 | 5,720,571 |
| | TOTAL | 215,436 | 281,680,245 | 17,165 | 282,241,421 | 174,866 | 235,984,262 | 17,456 | 298,125,193 |


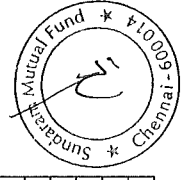
| SL. NO. | EQUITY SCHEME NAME | 31-Mar-18 | | | | 31-Mar-17 | | | |
|---------|--|-----------|------------|------------|------------|-----------|------------|------------|------------|
| | | Dividend | | Redemption | | Dividend | | Redemption | |
| | | COUNT | AMOUNT | COUNT | AMOUNT | COUNT | AMOUNT | COUNT | AMOUNT |
| 1 | SUNDARAM INDIA LEADERSHIP FUND | 4 | 16,619 | 97 | 953,619 | 4 | 15,618 | 94 | 947,884 |
| 2 | SUNDARAM BALANCED FUND | 1,161 | 3,156,938 | 103 | 3,623,909 | 738 | 2,525,943 | 64 | 1,243,468 |
| 3 | SUNDARAM ENERGY OPPORTUNITIES FUND | 2 | 8,935 | 976 | 22,531,323 | 2 | 8,935 | 1,056 | 25,829,654 |
| 4 | SUNDARAM ENTERTAINMENT OPPORTUNITIES FUND | 237 | 483,443 | 98 | 1,947,471 | 261 | 627,349 | 105 | 2,524,259 |
| 5 | SUNDARAM EQUITY MULTIPLIER | 6,826 | 10,364,172 | 331 | 9,343,441 | 2,836 | 5,991,384 | 318 | 8,551,077 |
| 6 | SUNDARAM EQUITY PLUS FUND | 424 | 490,937 | 67 | 1,842,799 | 139 | 214,640 | 61 | 1,438,084 |
| 7 | SUNDARAM FINANCIAL SERVICES OPPORTUNITIES FUND | 1,210 | 2,843,679 | 129 | 3,218,496 | 781 | 1,752,945 | 125 | 2,955,780 |
| 8 | SUNDARAM GROWTH FUND | 2,638 | 11,010,271 | 234 | 2,909,490 | 2,942 | 11,869,934 | 251 | 3,074,000 |
| 9 | SUNDARAM INFRASTRUCTURE ADVANTAGE FUND | 6,894 | 7,479,652 | 1,125 | 29,677,192 | 6,168 | 6,593,401 | 991 | 27,383,949 |
| 10 | SUNDARAM LONG TERM TAX ADVANTAGE FUND SR I - 10 YRS | 26 | 51,360 | - | - | - | - | 2 | 666 |
| 11 | SUNDARAM LONG TERM TAX ADVANTAGE FUND SR II - 10 YRS | 5 | 8,315 | - | - | - | - | - | - |
| 12 | SUNDARAM RURAL INDIA FUND | 7,343 | 16,083,449 | 364 | 8,860,452 | 3,660 | 11,988,751 | 362 | 8,333,390 |
| 13 | SUNDARAM S.M.I.L.E FUND | 6,956 | 13,181,745 | 418 | 8,246,829 | 6,356 | 12,546,602 | 380 | 7,553,586 |
| 14 | SUNDARAM SELECT FOCUS FUND | 11,511 | 21,036,553 | 779 | 15,041,867 | 7,882 | 17,866,002 | 719 | 14,461,323 |
| 15 | SUNDARAM SELECT MICRO CAP SR I | 450 | 2,559,648 | - | - | 358 | 1,787,772 | 23 | 77,380 |
| 16 | SUNDARAM SELECT MICRO CAP SR II | 251 | 936,775 | - | - | 185 | 740,477 | 3 | 9,210 |
| 17 | SUNDARAM SELECT MICRO CAP SR III | 241 | 1,073,017 | - | - | 155 | 707,792 | 1 | 3,409 |
| 18 | SUNDARAM SELECT MICRO CAP SR IV | 227 | 1,106,168 | - | - | 176 | 601,137 | - | - |
| 19 | SUNDARAM SELECT MICRO CAP SR V | 389 | 1,335,940 | - | - | 180 | 652,793 | 1 | 2,181 |




1222

| | | | | | | | | | |
|----|--|----------------|--------------------|---------------|--------------------|----------------|--------------------|---------------|--------------------|
| 20 | SUNDARAM SELECT MICRO CAP SR VI | 615 | 2,341,029 | - | - | 171 | 821,981 | - | - |
| 21 | SUNDARAM SELECT MICRO CAP SR VII | 392 | 1,162,553 | - | - | 91 | 251,142 | - | - |
| 22 | SUNDARAM SELECT MICRO CAP SR VIII | 120 | 1,908,913 | - | - | - | - | - | - |
| 23 | SUNDARAM SELECT MICRO CAP SR IX | 87 | 507,488 | - | - | - | - | - | - |
| 24 | SUNDARAM SELECT MICRO CAP SR X | 60 | 312,656 | - | - | - | - | - | - |
| 25 | SUNDARAM SELECT MIDCAP FUND | 21,883 | 36,047,460 | 1,861 | 34,289,091 | 21,375 | 35,514,987 | 1,878 | 33,825,587 |
| 26 | SUNDARAM SELECT SMALL CAP FUND | 347 | 1,227,311 | 2,009 | 40,439,746 | 374 | 1,281,277 | 2,128 | 44,204,531 |
| 27 | SUNDARAM SELECT SMALL CAP FUND SR II | 158 | 1,171,617 | 1 | 30,751 | - | - | - | - |
| 28 | SUNDARAM SELECT SMALL CAP FUND SR III | 36 | 1,257,975 | - | - | - | - | - | - |
| 29 | SUNDARAM SELECT SMALL CAP FUND SR IV | 36 | 188,567 | - | - | - | - | - | - |
| 30 | SUNDARAM SELECT THEMATIC FUNDS - PSU OPPORTUNITIES | 1,940 | 7,965,412 | 408 | 7,196,013 | 2,227 | 9,138,713 | 422 | 7,361,070 |
| 31 | SUNDARAM DIVERSIFIED EQUITY | 133,958 | 123,703,553 | 1,903 | 25,091,959 | 108,620 | 102,231,374 | 2,123 | 31,719,708 |
| 32 | SUNDARAM TAX SAVER 97 | 71 | 825,770 | 120 | 2,693,906 | 71 | 825,770 | - | - |
| 33 | SUNDARAM TAX SAVER 98 | - | - | 7 | 729,793 | - | - | - | - |
| 34 | SUNDARAM TOP 100 SR I | 280 | 711,099 | 48 | 2,460,247 | 318 | 719,478 | - | - |
| 35 | SUNDARAM TOP 100 SR II | 56 | 119,739 | 17 | 957,060 | 2 | 10,361 | - | - |
| 36 | SUNDARAM TOP 100 SR III | 117 | 345,669 | 40 | 1,740,651 | - | - | - | - |
| 37 | SUNDARAM VALUE FUND SR II | 43 | 213,108 | - | - | 35 | 145,453 | 2 | 228,645 |
| 38 | SUNDARAM VALUE FUND SR III | 17 | 34,630 | - | - | - | - | - | - |
| 39 | SUNDARAM GLOBAL ADVANTAGE | 418 | 675,461 | 124 | 3,725,890 | 467 | 771,152 | 132 | 3,863,171 |
| 40 | SUNDARAM WORLD BRAND FUND SR I | - | - | 46 | 1,532,471 | - | - | - | - |
| 41 | SUNDARAM WORLD BRAND FUND SR III | - | - | - | - | - | - | - | - |
| | Total for Equity Schemes | 207,429 | 273,947,626 | 11,305 | 229,084,465 | 166,574 | 228,203,163 | 11,242 | 225,705,722 |

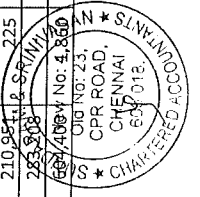
| SL. NO. | DEBT SCHEME NAME | 31-Mar-18 | | | | 31-Mar-17 | | | |
|---------|--|-----------|-----------|------------|-----------|-----------|-----------|------------|------------|
| | | Dividend | | Redemption | | Dividend | | Redemption | |
| | | COUNT | AMOUNT | COUNT | AMOUNT | COUNT | AMOUNT | COUNT | AMOUNT |
| 1 | SUNDARAM BANKING & PSU DEBT FUND | 132 | 101,000 | 20 | 49,654 | 114 | 81,412 | 26 | 167,608 |
| 2 | SUNDARAM BOND SAVER FUND | 4,725 | 4,205,734 | 823 | 2,207,650 | 4,647 | 4,185,764 | 816 | 2,143,451 |
| 3 | SUNDARAM CAPITAL PROTECTION ORIENTED FUND 2 YEARS - SERIES 1 | - | - | 7 | 416,269 | - | - | 29 | 15,058,583 |
| 4 | SUNDARAM CAPITAL PROTECTION ORIENTED FUND 2 YEARS - SERIES 2 | - | - | 8 | 398,833 | - | - | 8 | 461,547 |
| 5 | SUNDARAM CAPITAL PROTECTION ORIENTED FUND 2 YEARS - SERIES 3 | - | - | 5 | 189,374 | - | - | 2 | 86,634 |
| 6 | SUNDARAM CAPITAL PROTECTION ORIENTED FUND 2 YEARS - SERIES 4 | - | - | 4 | 177,920 | - | - | 5 | 175,955 |
| 7 | SUNDARAM CAPITAL PROTECTION ORIENTED FUND 3 YEARS - SERIES 1 | - | - | 6 | 227,779 | - | - | 8 | 243,598 |
| 8 | SUNDARAM CAPITAL PROTECTION ORIENTED FUND 3 YEARS - SERIES 2 | - | - | 151 | 5,413,170 | - | - | 166 | 7,334,450 |
| 9 | SUNDARAM CAPITAL PROTECTION ORIENTED FUND 3 YEARS - SERIES 3 | - | - | 14 | 575,212 | - | - | 15 | 632,491 |
| 10 | SUNDARAM CAPITAL PROTECTION ORIENTED FUND 3 YEARS - SERIES 4 | - | - | 11 | 2,634,071 | - | - | 12 | 3,239,230 |
| 11 | SUNDARAM CAPITAL PROTECTION ORIENTED FUND 3 YEARS - SERIES 5 | - | - | 5 | 1,324,922 | - | - | 5 | 1,250,898 |
| 12 | SUNDARAM CAPITAL PROTECTION ORIENTED FUND 3 YEARS - SERIES 6 | - | - | 5 | 2,086,185 | - | - | 5 | 2,001,839 |
| 13 | SUNDARAM CAPITAL PROTECTION ORIENTED FUND 3 YEARS - SERIES 7 | 10 | 43,268 | 3 | 366,736 | - | - | 15 | 1,137,489 |
| 14 | SUNDARAM CAPITAL PROTECTION ORIENTED FUND 3 YEARS - SERIES 8 | 4 | 23,613 | - | - | - | - | - | - |
| 15 | SUNDARAM CAPITAL PROTECTION ORIENTED FUND 3 YEARS - SERIES 9 | - | - | 19 | 1,908,568 | - | - | 16 | 2,326,538 |



1223




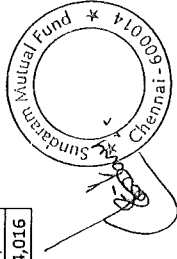
| | | | | | | | | | |
|----|--|-------|---------|-----|-----------|-----|-----------|-----|-----------|
| 16 | SUNDARAM CAPITAL PROTECTION ORIENTED FUND 5 YEARS - SERIES 2 | - | - | 32 | 2,553,387 | - | - | 36 | 2,397,263 |
| 17 | SUNDARAM CAPITAL PROTECTION ORIENTED FUND 5 YEARS - SERIES 3 | - | - | 40 | 9,701,900 | - | - | 57 | 9,743,223 |
| 18 | SUNDARAM CAPITAL PROTECTION ORIENTED FUND 5 YEARS - SERIES 4 | - | - | 24 | 6,813,207 | - | - | 43 | 8,565,255 |
| 19 | SUNDARAM CAPITAL PROTECTION ORIENTED FUND 5 YEARS - SERIES 1 | - | - | 5 | 79,317 | - | - | 4 | 62,505 |
| 20 | SUNDARAM FIXED INTERVAL FUND - QTLY SR - PLAN A | 28 | 24,531 | 33 | 51,158 | 52 | 47,106 | 31 | 53,193 |
| 21 | SUNDARAM FIXED INTERVAL FUND - QTLY SR - PLAN B | 7 | 26,439 | 48 | 97,648 | 8 | 12,974 | 52 | 114,488 |
| 22 | SUNDARAM FIXED INTERVAL FUND - QTLY SR - PLAN C | 2 | 4,447 | 24 | 615,196 | 2 | 4,447 | 25 | 615,194 |
| 23 | SUNDARAM FIXED INTERVAL FUND - QTLY SR - PLAN D | 2 | 2,424 | 43 | 110,058 | 2 | 5,085 | 46 | 111,884 |
| 24 | SUNDARAM FIXED INTERVAL FUND - QTLY SR - PLAN E | 3 | 14,409 | 42 | 150,554 | 3 | 13,849 | 44 | 177,630 |
| 25 | SUNDARAM FIXED TERM PLAN - 367 DAYS SERIES 4 | - | - | 1 | 9,617 | - | - | 1 | 9,617 |
| 26 | SUNDARAM FIXED TERM PLAN - 367 DAYS SERIES 5 | - | - | 1 | 15,969 | - | - | 1 | 15,969 |
| 27 | SUNDARAM FIXED TERM PLAN - 367 DAYS SERIES 8 | 1 | 6,149 | - | - | 1 | 6,149 | - | - |
| 28 | SUNDARAM FIXED TERM PLAN - AG | 4 | 3,069 | 1 | 26,168 | 9 | 118,388 | 3 | 134,613 |
| 29 | SUNDARAM FIXED TERM PLAN - AW | - | - | 1 | 44,715 | - | - | 1 | 44,715 |
| 30 | SUNDARAM FIXED TERM PLAN - AX | 1 | 3,096 | - | - | - | - | - | - |
| 31 | SUNDARAM FIXED TERM PLAN - CB | - | - | - | - | - | - | - | - |
| 32 | SUNDARAM FIXED TERM PLAN - CE | - | - | - | - | - | - | 1 | 8,675 |
| 33 | SUNDARAM FIXED TERM PLAN - DP | - | - | - | - | - | - | - | - |
| 34 | SUNDARAM FIXED TERM PLAN - DU | - | - | 1 | 21,810 | - | - | 1 | 20,497 |
| 35 | SUNDARAM FIXED TERM PLAN - DY | - | - | 1 | 83,508 | - | - | 1 | 10,918 |
| 36 | SUNDARAM FIXED TERM PLAN - ES | - | - | - | - | - | - | - | - |
| 37 | SUNDARAM FIXED TERM PLAN - FM | - | - | 1 | 136,762 | - | - | 1 | 133,653 |
| 38 | SUNDARAM FIXED TERM PLAN - FY | - | - | 1 | 20,188 | - | - | 1 | 18,972 |
| 39 | SUNDARAM FIXED TERM PLAN - GY | - | - | 4 | 2,289 | - | - | - | - |
| 40 | SUNDARAM FIXED TERM PLAN - J | 1 | 51,113 | 1 | 29,966 | - | - | - | - |
| 41 | SUNDARAM FIXED TERM PLAN - L | 2 | 60,090 | - | - | - | - | - | - |
| 42 | SUNDARAM FIXED TERM PLAN - SERIES XXX | - | - | 1 | 1,838 | - | - | 1 | 33,042 |
| 43 | SUNDARAM FIXED TERM PLAN - SERIES Y | - | - | 2 | 9,656 | - | - | 1 | 1,838 |
| 44 | SUNDARAM FLEXIBLE FUND - FLEXIBLE INCOME PLAN | 71 | 31,058 | 35 | 39,881 | 73 | 46,330 | 31 | 25,872 |
| 45 | SUNDARAM GILT FUND | 13 | 9,679 | 2 | 11,741 | 14 | 11,050 | 2 | 11,741 |
| 46 | SUNDARAM HYBRID FUND SR A | - | - | 5 | 352,091 | - | - | 5 | 330,887 |
| 47 | SUNDARAM HYBRID FUND SR C | - | - | 5 | 329,295 | 18 | 69,311 | 39 | 2,741,321 |
| 48 | SUNDARAM HYBRID FUND SR D | 1 | 1,834 | 29 | 3,113,968 | - | - | - | - |
| 49 | SUNDARAM HYBRID FUND SR F | 14 | 71,142 | 1 | 12,817 | 8 | 12,608 | 1 | 12,045 |
| 50 | SUNDARAM HYBRID FUND SR H | 21 | 22,159 | - | - | 4 | 5,965 | - | - |
| 51 | SUNDARAM HYBRID FUND SR K | 10 | 7,731 | - | - | 2 | 8,155 | - | - |
| 52 | SUNDARAM HYBRID FUND SR M | 11 | 31,600 | - | - | 2 | 36,335 | - | - |
| 53 | SUNDARAM HYBRID FUND SR N | 4 | 26,400 | - | - | 1 | 1,382 | - | - |
| 54 | SUNDARAM HYBRID FUND SR O | 6 | 29,288 | - | - | - | - | - | - |
| 55 | SUNDARAM HYBRID FUND SR P | 10 | 11,532 | - | - | - | - | - | - |
| 55 | SUNDARAM INCOME PLUS | 229 | 240,296 | 45 | 210,951 | 225 | 182,832 | 45 | 358,901 |
| 56 | SUNDARAM MONTHLY INCOME PLAN - AGGRESSIVE | 668 | 833,328 | 68 | 285,208 | - | - | - | - |
| 57 | SUNDARAM MONTHLY INCOME PLAN - MODERATE | 1,107 | 411,696 | 247 | 567,466 | 231 | 1,149,738 | 340 | 1,195,421 |



1224

| | | | | | | | | | |
|------------------------|--|-------|-----------|-------|------------|-------|-----------|-------|------------|
| 58 | SUNDARAM REGULAR SAVINGS FUND | 75 | 22,667 | 68 | 146,970 | 27 | 5,116 | 39 | 28,114 |
| 59 | SUNDARAM SELECT DEBT DYNAMIC ASSET PLAN | 3 | 2 | - | - | - | - | - | - |
| 60 | SUNDARAM SELECT DEBT SHORT - TERM ASSET PLAN | 6 | 5,069 | 13 | 128,591 | 14 | 75,649 | 18 | 147,315 |
| 61 | SUNDARAM ULTRA SHORT - TERM FUND | 22 | 25,714 | 101 | 1,615,200 | 19 | 29,168 | 106 | 2,352,946 |
| 62 | SUNDARAM FIXED TERM PLAN Z | - | - | - | - | - | - | 3 | 27,216 |
| Total for Debt Schemes | | 7,193 | 6,350,578 | 2,007 | 45,400,385 | 7,105 | 6,108,813 | 2,110 | 65,874,884 |

| SL. NO. | LIQUID SCHEME NAME | 31-Mar-18 | | 31-Mar-17 | |
|-------------------------|---------------------|----------------|-----------------|------------------|-------------------|
| | | Dividend COUNT | Dividend AMOUNT | Redemption COUNT | Redemption AMOUNT |
| 1 | SUNDARAM MONEY FUND | 55 | 84,228 | 231 | 2,039,208 |
| Total for Liquid Scheme | | 55 | 84,228 | 231 | 2,039,208 |



1225