



Related Party Disclosure as required by Accounting Standard 18 are given below:

SI No	Name of the Party related	Relationship	Nature of Transaction	FY-2017-18	FY-2016-17
				Value - ₹.	Value - ₹.
1	Sundaram Finance Ltd.	Sponsor	Dividend from Mutual Fund	-	-
			Purchase of Units of Mutual Fund	16,99,99,99,999.96	12,98,99,47,839.11
			Sale of Units of Mutual Fund	17,01,33,35,163.47	12,01,55,98,438.70
			Net asset Value as on 31/03/2018	2,12,80,55,855.47	2,11,42,33,035.32
			Fees for service rendered (Including Service Tax / GST)	10,80,71,025.40	5,21,84,960.40
			Purchase by schemes In Debt Instruments Issued by Sponsor	10,84,19,580.82	50,26,41,616.00
			Sale by schemes in Debt Instruments issued by Sponsor	-	50,28,82,369.00
			Investment in Debt Instrument as on 31/03/2018	10,86,97,607.93	-
			Fees payable for service rendered (Including Service tax / GST)	1,27,25,994.12	87,24,862.47
			2	Sundaram BNP Paribas Home Finance Ltd.	Associate
Purchase of Units of Mutual Fund	26,69,99,99,999.92	23,26,00,00,000.00			
Sale of Units of Mutual Fund	27,50,08,21,955.55	23,16,10,17,937.96			
Net asset Value as on 31/03/2018	88,11,61,724.11	1,60,14,45,224.84			
Purchase by schemes in Debt Instruments Issued by party	-	-			
Sale by schemes in Debt Instruments issued by party	-	-			
Investment in Debt Instrument as on 31/03/2018	-	-			
3	Royal Sundaram General Insurance Co. Ltd.	Associate	Dividend from Mutual Fund	-	-
			Purchase of Units of Mutual Fund	9,12,43,00,000.09	2,83,57,00,000.00
			Sale of Units of Mutual Fund	8,95,55,21,642.29	2,55,52,05,342.07
			Net asset Value as on 31/03/2018	50,06,60,070.54	29,19,32,954.23
4	Sundaram Finance Holdings Ltd. #	Associate	Dividend from Mutual Fund	-	-
			Purchase of Units of Mutual Fund	-	43,91,33,649.12
			Sale of Units of Mutual Fund	-	18,46,18,649.12
			Net asset Value as on 31/03/2018	-	28,77,96,137.27
5	L G F Services Ltd.	Associate	Dividend from Mutual Fund	-	-
			Purchase of Units of Mutual Fund	5,88,66,102.27	7,27,12,355.07
			Sale of Units of Mutual Fund	5,13,31,102.22	6,68,77,355.07
			Net asset Value as on 31/03/2018	1,93,29,899.89	1,07,31,231.16
6	Sundaram Business Services Ltd. #	Associate	Dividend from Mutual Fund	-	-
			Purchase of Units of Mutual Fund	-	-
			Sale of Units of Mutual Fund	-	-
			Net asset Value as on 31/03/2018	-	-
7	Sundaram Infotech Solutions Ltd. #	Associate	Dividend from Mutual Fund	-	-
			Purchase of Units of Mutual Fund	-	5,00,82,967.77
			Sale of Units of Mutual Fund	-	6,35,82,967.77
			Net asset Value as on 31/03/2018	-	1,05,64,236.89
8	Sundaram BPO India Ltd. #	Associate	Dividend from Mutual Fund	-	-
			Purchase of Units of Mutual Fund	-	12,44,00,000.00
			Sale of Units of Mutual Fund	-	9,98,75,479.93
			Net asset Value as on 31/03/2018	-	2,85,53,492.22
9	Infreight Logistics Solutions Ltd. #	Associate	Nil	-	-
10	Sundaram BNP Paribas Fund Services Ltd.	Associate	Dividend from Mutual Fund	-	-
			Purchase of Units of Mutual Fund	17,14,50,000.02	10,82,50,000.00
			Sale of Units of Mutual Fund	8,90,00,000.03	16,18,35,717.06
			Net asset Value as on 31/03/2018	11,81,39,751.70	3,21,30,444.38
			Fees for Service Rendered	2,41,11,740.04	-
			RTA Fees Payable	37,48,714.70	-

1216

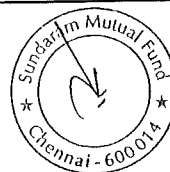


Related Party Disclosure as required by Accounting Standard 18 are given below:

SI No	Name of the Party related	Relationship	Nature of Transaction	FY-2017-18	FY-2016-17
				Value - ₹	Value - ₹
11	Sundaram Asset Management Company Ltd.	Associate	Dividend from Mutual Fund	312.16	114.79
			Purchase of Units of Mutual Fund	1,47,91,00,000.08	1,51,57,10,866.93
			Sale of Units of Mutual Fund	1,68,25,76,494.14	1,46,88,60,295.61
			Net asset Value as on 31/03/2018	8,07,51,353.02	29,45,19,852.48
			Fees for Service Rendered (Excluding ST / GST)	2,72,80,36,241.00	2,47,60,93,782.00
			AMC Fees Payable (Including GST)	7,88,24,339.31	7,84,09,189.00
12	Sundaram Trustee Company Ltd.	Associate	Dividend from Mutual Fund	-	-
			Purchase of Units of Mutual Fund	65,99,999.97	83,50,006.20
			Sale of Units of Mutual Fund	43,00,006.21	73,50,000.00
			Net asset Value as on 31/03/2018	1,42,27,290.55	1,10,98,590.99
			Fees for Service Rendered (Excluding ST / GST)	1,45,66,101.43	1,17,01,976.00
			Trustee Fees Payable (Including GST)	12,53,968.61	11,48,255.00
13	Sundaram Insurance Broking Services Ltd. #	Associate	Dividend from Mutual Fund	-	-
			Purchase of Units of Mutual Fund	-	5,00,000.00
			Sale of Units of Mutual Fund	-	-
			Net asset Value as on 31/03/2018	-	11,70,355.00
14	HARSHA VIJI	Key Management Personnel	Dividend from Mutual Fund	-	-
			Purchase of Units of Mutual Fund	2,74,99,999.99	19,50,50,863.96
			Sale of Units of Mutual Fund	80,00,000.01	18,01,81,813.25
			Net asset Value as on 31/03/2018	29,16,24,256.37	25,05,11,000.34
15	Mr S Viji	Relative of Key Management Personnel	Dividend from Mutual Fund	18,30,167.21	4,25,455.50
			Purchase of Units of Mutual Fund	6,39,29,999.96	5,82,92,001.13
			Sale of Units of Mutual Fund	4,29,74,352.53	8,63,32,035.82
			Net asset Value as on 31/03/2018	21,54,55,565.62	11,82,86,427.41
16	M/s Athreya Harsha Holdings Private Ltd.	Entity in which KMP exercise Significant Influence	Dividend from Mutual Fund	9,85,731.21	11,68,879.20
			Purchase of Units of Mutual Fund	1,15,00,000.03	99,66,666.94
			Sale of Units of Mutual Fund	50,00,000.00	13,16,673.92
			Net asset Value as on 31/03/2018	6,56,85,926.00	5,52,50,423.34
17	Sundaram Asset Management Singapore Pte Ltd.	Associate	Dividend from Mutual Fund	-	-
			Purchase of Units of Mutual Fund	-	-
			Sale of Units of Mutual Fund	-	-
18	Sundaram Alternate Assets Ltd.	Associate	Dividend from Mutual Fund	-	-
			Purchase of Units of Mutual Fund	5,90,00,000.00	-
			Sale of Units of Mutual Fund	2,97,58,076.82	-
			Net asset Value as on 31/03/2018	2,95,00,000.01	-

1217

The entities ceased to be associates consequent to the scheme of arrangement between the sponsor and its subsidiaries



DERIVATIVES DISCLOSURE

Disclosure regarding Derivative positions pursuant to SEBI Circular no CIR/IMD/DF/11/2010 dated August 18, 2010

DETAILS OF INVESTMENTS IN DERIVATIVE INSTRUMENTS

A. Hedging Positions through Futures as on MAR 31, 2018


Scheme Name	Underlying	Long/Short	Futures Price When Purchased	Current Price of the contract	Margin maintained in (Rs in Lakhs)
Sundaram Balanced Fund	Ultra Tech Cement Ltd-APR 2018	Short	3,943.87	3,960.20	69.03
Sundaram Balanced Fund	ICICI Bank Ltd-APR 2018	Short	289.80	279.75	62.22
Sundaram Select Focus	ICICI Bank Ltd-APR 2018	Short	289.39	279.75	76.58

Total percentage of existing assets hedged through futures as a percentage of net assets

Scheme Name	%
Sundaram Balanced Fund	(1.16)
Sundaram Select Focus	(0.90)

For the period ended MAR 31, 2018 following were the hedging transactions through futures which have been squared off/ expired

Scheme Name	Total Number of contracts where future were Bought	Total Number of contracts where future were Sold	Gross Notional value of contracts where futures were bought (Rs. in Lakhs)	Gross Notional value of contracts where futures were sold (Rs. in Lakhs)	Net Profit / (Loss) value on all contracts combined (Rs. in lakhs)
Sundaram Infrastructure Advantage Fund	-	185	-	1,669.92	8.96
Sundaram Select Micro Cap Series I	-	80	-	383.63	23.40
Sundaram Select Micro Cap Series II	-	50	-	240.06	14.95
Sundaram Select Micro Cap Series III	-	44	-	211.34	12.99
Sundaram Select Micro Cap Series IV	-	32	-	153.89	9.04
Sundaram Select Micro Cap Series V	-	126	-	605.28	37.97
Sundaram Select Micro Cap Series VI	-	186	-	892.17	55.76
Sundaram Select Micro Cap Series VII	-	100	-	482.30	31.17
Sundaram Select Micro Cap Series VIII	-	74	-	357.71	21.71
Sundaram Select Micro Cap Series IX	-	42	-	203.09	12.92
Sundaram Select Micro Cap Series X	-	26	-	125.61	7.86
Sundaram Select Midcap Fund	-	2,490	-	14,380.33	777.54
Sundaram Equity Multiplier Fund	-	652	-	3,897.55	64.94
Sundaram Select Focus	-	1,000	-	9,097.56	87.44
Sundaram Rural India Fund	-	2,955	-	21,878.99	176.87
Sundaram Equity Plus Fund	-	84	-	518.50	4.34
Sundaram Balanced Fund	-	550	-	4,227.96	56.52
Sundaram Financial Services Opportunities Fund	-	16	-	155.63	1.60
Sundaram Value Fund Series VII	-	8	-	82.66	1.18



12/18

DERIVATIVES DISCLOSURE

Disclosure regarding Derivative positions pursuant to SEBI Circular no CIR/IMD/DF/11/2010 dated August 18, 2010

DETAILS OF INVESTMENTS IN DERIVATIVE INSTRUMENTS

B. Other than hedging positions through futures as on MAR 31, 2018 :


Scheme Name	Underlying	Long/Short	Futures Price When Purchased	Current Price of the contract	Margin maintained in (Rs. in Lakhs) *
Sundaram Select Focus	ITC Ltd-APR 2018	Long	259.00	256.90	76.73
Sundaram Select Focus	State Bank Of India Ltd-APR 2018	Long	248.90	251.20	127.10
Sundaram Balanced Fund	ITC Ltd-APR 2018	Long	258.99	256.90	203.33
Sundaram Balanced Fund	State Bank Of India Ltd-APR 2018	Long	250.47	251.20	58.66

Total percentage of existing assets due to non-hedging positions as a percentage of net assets

Scheme Name	%
Sundaram Select Focus	2.34
Sundaram Balanced Fund	2.30

For the period ended MAR 31, 2018 following were the non-hedging transactions through futures which have been squared off / expired

Scheme Name	Total Number of contracts where future were Bought	Total Number of contracts where future were Sold	Gross Notional value of contracts where futures were bought (Rs. in Lakhs)	Gross Notional value of contracts where futures were sold (Rs. in Lakhs)	Net Profit / (Loss) value on all contracts combined (Rs. in lakhs)
Sundaram Infrastructure Advantage Fund	770	-	7,159.99	-	374.39
Sundaram Select Midcap Fund	4390	-	34,717.51	-	75.45
Sundaram Equity Multiplier Fund	650	-	3,504.71	-	(38.89)
Sundaram Select Focus	3431	-	22,470.93	-	(35.39)
Sundaram Select Small Cap Series II	40	-	212.72	-	(3.33)
Sundaram Select Small Cap Series III	40	-	212.42	-	(2.91)
Sundaram Select Small Cap Series IV	16	-	85.02	-	(1.17)
Sundaram SMILE Fund	154	-	1,283.58	-	7.31
Sundaram Rural India Fund	2103	-	15,316.20	-	(223.51)
Sundaram Balanced Fund	590	-	3,766.43	-	(98.95)
Sundaram Equity Plus Fund	20	-	92.01	-	(1.38)
Sundaram Financial Services Opportunities Fund	207	-	1,174.97	-	39.34
Sundaram Value Fund Series I	148	-	1,011.63	-	(83.67)
Sundaram Value Fund Series VII	110	-	1,037.17	-	9.95



1219

DERIVATIVES DISCLOSURE

Disclosure regarding Derivative positions pursuant to SEBI Circular no CIR/IMD/DF/11/2010 dated August 18, 2010

DETAILS OF INVESTMENTS IN DERIVATIVE INSTRUMENTS

C. Hedging Positions through Put Options as on MAR 31, 2018

Scheme Name	Underlying	Number of Contracts	Option Price when purchased	Current Option Price
Sundaram Value Fund Series IX	Nifty Option Dec 2020 10500	670	555.4058	790.0000
Sundaram Value Fund Series IX	Nifty Option Dec 2020 11000	250	575.2375	466.3538
Sundaram Value Fund Series X	Nifty Option Dec 2020 10500	370	555.7823	790.0000
Sundaram Value Fund Series X	Nifty Option Dec 2020 11000	140	575.1424	466.3538

Total % of existing assets hedged through Put Option -

Scheme Name	%
Sundaram Value Fund Series IX	4.83
Sundaram Value Fund Series X	4.70

For the period ended MAR 31, 2018, the following hedging transactions through options which have been already exercised/expired


Scheme Name	Total Number of contracts entered into	Gross Notional Value of contracts (Rs. in Lakhs)	Net Profit/(Loss) on all contracts (Rs. in Lakhs)
Sundaram Equity Multiplier Fund	80	0.81	(0.81)
Sundaram Rural India Fund	400	4.00	(4.00)
Sundaram Balanced Fund	165	1.85	(1.85)

D. Other than Hedging Positions through options as on MAR 31, 2018 :

Scheme Name	Underlying	Call/Put	Number of Contracts	Option Price when purchased	Current Option Price
-	-	-	-	-	-

Total Exposure through Options other than hedging as a percentage of net assets

Scheme Name	%
-	-



DERIVATIVES DISCLOSURE
Disclosure regarding Derivative positions pursuant to SEBI Circular no CIR/IMD/DF/11/2010 dated August 18, 2010

DETAILS OF INVESTMENTS IN DERIVATIVE INSTRUMENTS

For the period ended MAR 31, 2018, the following non hedging transactions through options which have been already exercised/expired

Scheme Name	Total Number of contracts entered into	Gross Notional Value of contracts (Rs. in Lakhs)	Net Profit/(Loss) on all contracts (Rs. in Lakhs)
Sundaram Equity Multiplier Fund	47	4.90	(4.90)
Sundaram Select Focus	50.99	1.43	(0.78)
Sundaram Equity Plus Fund	8	0.84	(0.84)
Sundaram Financial Services Opportunities Fund	30	3.48	(3.48)
Sundaram Value Fund Series I	1273.33	1611.06	291.74
Sundaram Select Midcap Fund	30	1.08	(0.89)
Sundaram Value Fund Series VII	19	0.90	(0.90)

E. Hedging Positions through Swaps as on MAR 31, 2018 - Nil

F) Hedging Positions through Interest Rate Futures as on MAR 31, 2018

Scheme Name	Underlying	Long/Short	Futures Price When Purchased	Futures Price When Sold	Current Price of the contract	Margin maintained in (Rs. in Lakhs)
-	-	-	-	-	-	-

Total percentage of existing assets hedged through put Options a Percentage of net assets


Scheme Name	%
-	-

For the period ended MAR 31, 2018 following were the hedging transactions through Futures which have been squared off/ expired

Scheme Name	Total Number of contracts where future were Bought	Total Number of contracts where future were Sold	Gross Notional value of contracts where bought (Rs. in Lakhs)	Gross Notional value of contracts where sold (Rs. in Lakhs)	Net Profit / (Loss) value on all contracts combined (Rs. in lakhs)
Sundaram Gilt Fund	-	5,00,000	-	505.85	1.12
Sundaram Ultra Short Term	-	15,00,500	-	2,546.20	(3.40)
Sundaram Income Plus	-	2,00,000	-	202.43	0.51

Percentage to NAV of security is less than 0.01%

* Note: Margin maintained denotes security specific margin.



1221