



ANNEXURE I
SUNDARAM MUTUAL FUND

Notes Forming part of Financial Statements for the Year / Period ended 31st March 2018

List of Companies Who held more than 5% of net assets of the scheme and aggregate value of investments made by the schemes in the said companies (one year prior to or after the date of investments)



(Rs. In lakhs)							
Name of the Company	The Scheme in which the investment has been made by the Company	Date of investment	Holding as % of the Net Assets of the relevant Scheme	The scheme which has made investment in the Company	Cost (Rs. In Lakhs)	Holdings as on 31.03.2018 Market Value in Lakhs	
Bajaj Auto Limited	Banking & PSU debt fund	14.11.2017	11.43	MULTIP	321.28	-	
		09.01.2018	23.18	SHYBH	6.53	6.31	
					SHYBK	8.82	8.56
					SHYBU	9.08	8.89
					SLTAX1	33.56	31.56
					SLTAX2	24.99	23.33
					SSN100	28.68	19.62
					STAX	2,217.23	-
					STOP4	2.82	-
					STOP5	2.82	-
					SUNBAL	732.61	686.18
					SUNPL	46.07	38.43
					SUNVALF2	35.14	32.94
				SUNVALF3	36.72	34.31	
Bank of India	Sundaram Select Debt Short Term Asset Plan	04.10.2017	6.55	CAPEXG	426.41	-	
		11.10.2017	14.63	STAX	957.46	-	
		09.11.2017	17.17	SUNBAL	1,000.00	997.60	
				SUNVALF7	199.71	-	
Canara Bank	Sundaram Select Debt Short Term Asset Plan	03.10.2017	10.50	DEBTST	3,658.42	-	
				SFRSTP	2,432.49	-	
				SLIQ+	6,659.78	-	
				SUNVALF7	99.99	-	
Dr. Reddy's Laboratories Limited	Banking & PSU debt fund	27.03.2018	5.81	SHYBU	6.83	5.24	
				SLTAX1	36.96	-	
				SLTAX2	27.36	-	
				SSN100	33.99	20.37	
				STAX	2,719.59	2,218.34	
				SUNVALF10	140.38	126.04	
				SUNVALF2	38.56	-	
				SUNVALF3	40.9	-	
				SUNVALF8	262.65	218.35	
				SUNVALF9	236.21	211.45	
Godfrey Phillips India Limited	Sundaram Fixed Term Plan IE	15.02.2018	20.22	MICAP4	62.88	42.46	
				MULTIP	18.92	-	
				SLTAX1	33.43	26.28	
				SLTAX2	25.07	19.71	
				SRURAL	3,008.61	2,398.05	
				SUNVALF2	34.47	27.10	
				SUNVALF3	36.56	28.74	
Indian Bulls Housing Finance Ltd	Sundaram Money Fund	06.10.2017	7.52	DEBTST	5,961.72	3,493.28	
		13.10.2017	5.26	SFOCUS	824.18	-	
		18.10.2017	5.24	SHYBH	23.38	25.00	
		10.11.2017	5.25	SHYBK	30.11	32.24	
		17.11.2017	6.01	SHYBU	18.47	20.20	
		24.11.2017	5.66	SLIQ+	47,654.23	7,019.13	
		30.11.2017	5.70	SMON	187,364.10	11,900.76	
		29.12.2017	6.04	SSN100	52.68	21.28	
		05.01.2018	8.05	STOP6	104.22	136.11	
		12.01.2018	6.98	STOP7	74.64	93.05	
		19.01.2018	5.08	SUNIP	1,498.16	-	
		12.02.2018	5.03				
		16.02.2018	5.93				
		01.03.2018	7.84				
		05.03.2018	8.29				
		09.03.2018	6.08				
		20.03.2018	5.39				
		22.03.2018	5.03				
		23.02.2018	5.35				
Maruti Suzuki India Limited	Sundaram Money Fund	08.11.2017	8.66	CAPEXG	717.25	-	
				CPSSR7	25.44	141.95	
				CPSSR8	21.08	126.09	
				MULTIP	247.72	688.51	
				SFOCUS	1,184.74	2,300.34	
				SHYBF	12.94	68.23	
				SHYBH	11.21	57.60	
				SHYBK	19.12	51.13	
				SHYBM	205.63	276.55	
				SHYBN	92.25	150.11	
				SHYBO	45.10	116.97	
				SHYBP	37.35	79.75	
				SHYBU	49.15	58.48	
				SLTAX1	69.68	68.50	
				SLTAX2	52.55	51.66	
				SMALL5	146.05	-	
		SMALL6	62.59	-			

1213



Name of the Company	The Scheme in which the investment has been made by the Company	Date of investment	Holding as % of the Net Assets of the relevant Scheme	The scheme which has made Investment in the Company	Cost (Rs. In Lakhs)	Holdings as on 31.03.2018 Market Value In Lakhs
				SRURAL	3,686.64	4,873.61
				SSN100	28.28	20.73
				STAX	2,805.88	-
				STOP1	64.05	-
				STOP2	36.15	-
				STOP3	43.39	-
				STOP4	34.43	-
				STOP5	34.33	-
				STOP6	114.54	149.75
				STOP7	75.92	103.41
				SUNBAL	1,901.43	1,996.76
				SUNEPL	96.29	88.61
				SUNVALF2	36.60	35.98
				SUNVALF3	39.66	38.99
MRF Limited	Sundaram Ultra Short Term Fund	05.12.2017	7.11	SSN100	20.26	21.75
		20.12.2017	10.07			
Petronet LNG Limited	Sundaram Money Fund	26.03.2018	5.64	MIDCAP	4,198.16	-
				MULTIP	267.19	-
				SLTAX1	25.65	-
				SLTAX2	20.52	-
				SSN100	20.53	21.14
				STAX	1,447.06	-
				SUNBAL	1,798.76	715.95
				SUNMIA	126.74	-
Punjab National Bank	Sundaram Ultra Short Term Fund	18.10.2017	5.45	CAPEXG	1,248.55	-
				MIDCAP	4,986.07	-
				SLIQ+	19,884.86	-
				SMALL2	145.25	-
				SMALL3	91.32	-
				SMALL4	96.27	-
				SMALL5	150.35	-
				SSN100	30.91	15.90
				STAX	7,330.80	-
				SUNBAL	1,000.00	990.10
				SUNFOP	222.62	-
				SUNVALF10	301.77	-
				SUNVALF7	224.51	-
				SUNVALF8	207.07	-
				SUNVALF9	521.75	-
Reliance Industries Limited	Sundaram Flexible Fund Flexible Income Plan	08.11.2017	15.31	CAPEXG	1,609.11	1,476.80
	Banking & PSU debt fund	29.12.2017	19.08	DEBTST	29,697.43	-
	Sundaram Fixed Term Plan IC	09.01.2018	23.18	MULTIP	137.63	1,544.73
	Sundaram Select Debt Short Term Fund	07.03.2018	20.06	SFOCUS	1,227.29	3,575.02
				SHYBP	13.85	73.05
				SHYBU	49.09	58.01
				SLIQ+	26,637.40	0.00
				SLTAX1	52.90	141.23
				SMON	99,670.92	-
				SSN100	48.65	21.37
				STAX	8,490.63	2,238.92
				STOP6	111.88	135.13
				STOP7	74.40	92.57
				SUNBAL	5,635.74	2,773.26
				SUNVALF2	105.79	141.23
				SUNVALF3	52.90	150.06
Reliance Utilities and Power Private Ltd	Sundaram Flexible Fund Flexible Income Plan	03.11.2017	12.51	SFRSTP	2,612.27	-
		07.11.2017	25.15			
SBI Life Insurance Co.Ltd	Sundaram Money Fund	16.03.2018	6.20	MICAP15	253.06	-
		28.03.2018	5.53	MICAP16	167.91	-
				MULTIP	614.48	312.00
				SFOCUS	2,087.86	1,490.17
				SLTAX5	102.54	99.36
				SMALL2	17.50	18.06
				SMALL3	11.05	11.40
				SMALL4	11.59	11.96
				SMALL5	157.41	152.52
				SMALL6	82.56	80.79
				SRURAL	3,073.50	3,035.11
				STAX	5,929.62	3,599.96
				SUNBAL	2,501.73	1,757.28
				SUNFOP	501.98	318.66
State Bank of India	Sundaram Select Debt Short Term Asset Plan	24.10.2017	5.72	CAPEXG	1,225.92	477.09
	Sundaram Money Fund	30.11.2017	5.56	CPSSR7	14.41	80.02
		01.01.2018	7.15	CPSSR8	10.95	71.03
		16.02.2018	6.76	MICAP14	574.50	-
		23.02.2018	5.77	MICAP15	574.50	-
		28.02.2018	6.86	MULTIP	669.02	1,240.36
				SHYBF	16.41	47.35
				SHYBH	12.87	39.75
				SHYBP	15.46	24.97
				SHYBU	20.45	17.68
				SRURAL	6,230.85	5,283.55

1204



Name of the Company	The Scheme in which the Investment has been made by the Company	Date of investment	Holding as % of the Net Assets of the relevant Scheme	The scheme which has made Investment in the Company	Cost (Rs. In Lakhs)	Holdings as on 31.03.2018 Market Value In Lakhs
				SSN100	29.43	19.23
				STAX	11,997.88	3,148.16
				SUNBAL	5,199.41	4,704.68
				SUNBDS	996.59	984.08
				SUNFOP	2,302.81	1,276.20
				SUNVALF10	311.52	248.39
				SUNVALF2	56.07	49.98
				SUNVALF3	20.66	87.47
				SUNVALF7	99.54	74.97
				SUNVALF8	535.54	206.10
				SUNVALF9	542.62	432.61
Sundaram Finance Ltd.	Sundaram Money Fund	27.03.2018	5.55	DEBTST	2,495.23	-
				SFTPGW	1,000.88	1,000.60
				SLIQ+	2,495.23	-
Syndicate Bank Limited	Sundaram Ultra Short Term Fund	03.10.2017	6.31	SMON	3,000.00	-
	Banking & PSU debt fund	03.10.2017	7.77			
	Sundaram Select Debt Short Term Fund	03.10.2017	10.50			
TATA Consultancy Services Limited	Sundaram Money Fund	16.10.2017	8.49	MULTIP	542.62	888.17
		22.12.2017	5.41	SFOCUS	1,463.02	1,447.51
		26.12.2017	6.89	SHYBN	9.95	0.00
		29.12.2017	9.02	SLTAX1	34.06	38.46
		24.01.2018	6.13	SLTAX2	25.23	28.49
		25.01.2018	6.81	SSN100	29.80	21.34
		29.01.2018	8.54	STAX	8,947.58	8,663.84
		31.01.2018	8.64	STOP6	36.00	41.65
		02.02.2018	8.46	STOP7	24.99	29.37
		07.02.2018	9.60	SUNBAL	1,290.40	1,093.42
		23.02.2018	6.98	SUNEPL	50.73	101.66
		28.03.2018	6.91	SUNVALF10	280.20	290.27
				SUNVALF2	35.32	39.89
				SUNVALF3	37.85	42.74
				SUNVALF8	438.60	315.43
				SUNVALF9	496.42	510.43
TATA Sons Limited	Sundaram Money Fund	26.10.2017	14.66	DEBTST	1,061.15	-
				SMON	495.06	-
				SUNIP	2,182.34	-
TATA Steel Limited (formerly TATA Iron and Steel Co Ltd)	Sundaram Money Fund	22.02.2018	9.12	CAPEXG	1,794.49	15.48
				DEBTST	2,494.03	0.00
				MULTIP	184.30	11.81
				SLIQ+	3,985.46	0.00
				SMON	30,395.93	0.00
				SSN100	32.81	21.12
				STAX	3,636.06	55.71
				SUNBDS	500.00	-
				SUNVALF7	34.38	-
The National Bank For Agriculture And Rural Development	Sundaram Money Fund	11.10.2017	5.29	DEBTST	62,200.09	4,523.22
		07.11.2017	5.51	SFRSTP	23,367.06	274.39
		14.12.2017	5.08	SFTPGU	499.40	-
		21.12.2017	8.92	SFTPIC	697.73	697.73
		08.01.2018	6.01	SLIQ+	166,525.51	14,655.06
		21.02.2018	7.22	SMON	202,964.00	38,614.50
		05.03.2018	11.03	SUNIP	10,946.68	-
		20.03.2018	10.16			
THE RATNAKAR BANK LTD	Sundaram Ultra Short Term Fund	13.11.2017	5.08	SLIQ+	494.98	-
				SMON	494.57	494.57
WIPRO Limited	Sundaram Money Fund	18.10.2017	8.48	MULTIP	94.07	-
		23.10.2017	9.79	SSN100	27.54	21.29
		03.11.2017	8.23	SUNEPL	22.27	36.69
		07.11.2017	9.09	SUNVALF8	342.22	156.72
		04.12.2017	8.11	SUNVALF9	218.41	202.96
		05.12.2017	10.12			
		06.12.2017	12.26			
		08.12.2017	12.96			
		28.12.2017	5.37			
		04.01.2018	5.65			
		16.01.2018	5.08			
		17.01.2018	6.10			

5161

The investments have been made by the schemes keeping in view the fundamentals and long term prospects of the companies. The investments in fixed income / money market instruments have been made on account of their credit quality and competitive yield and in case of equity shares the investments in such companies are perceived to possess potentials for growth.