

SUNDARAM & SRINIVASAN

CHARTERED ACCOUNTANTS

23, C.P. RAMASWAMY ROAD,
ALWARPET, CHENNAI - 600 018.

Independent Auditor's Report on the Financial Statements To the Board of Trustees of Sundaram Mutual Fund

1. Report on the Financial Statements

We have audited the accompanying financial statement of Sundaram Mutual Fund **SUNDARAM FIXED TERM PLAN-HC** as at 31/03/2017, which comprise the Balance Sheet, the Revenue Account for the Year then ended 31/03/2017 and a summary of significant accounting policies and other explanatory information.

2. Management's Responsibility for the Financial Statements

The Management is responsible for the preparation of these financial statements that give a true and fair view of the financial position and financial performance of the Sundaram Mutual Fund **SUNDARAM FIXED TERM PLAN-HC** in accordance with the Eleventh Schedule of Securities and Exchange Board of India (Mutual Funds) Regulations, 1996 ("The Regulations"). This responsibility also includes maintenance of adequate accounting records in accordance with the provisions of the Regulations for safeguarding the assets of the Mutual fund and for preventing and detecting frauds and other irregularities; selection and application of appropriate accounting policies; making judgments and estimates that are reasonable and prudent; and design, implementation and maintenance of adequate internal financial controls, that were operating effectively for ensuring the accuracy and completeness of the accounting records, relevant to the preparation and presentation of the financial statements that give a true and fair view and are free from material misstatement, whether due to fraud or error.

3. Auditors Responsibility

Our responsibility is to express an opinion on these financial statements based on our audit. We conducted our audit in accordance with the Standards on Auditing issued by the Institute of Chartered Accountant of India. Those standards require that we comply with ethical requirements and plan and perform the audit to obtain reasonable assurance about whether the financial statements are free from material misstatement.


An audit involves performing procedures to obtain audit evidence about the amounts and the disclosures in the financial statements. The procedures selected depend on the auditor's judgment, including the assessment of the risks of material misstatement of the financial statements, whether due to fraud or error. In making those risk assessments, the auditor considers internal financial control relevant to the Mutual fund's preparation of the financial statements that give a true and fair view in order to design audit procedures that are appropriate in the circumstances, but not for the purpose of expressing an opinion on whether the mutual fund has in place an adequate internal financial controls system over financial reporting and the operating effectiveness of such controls. An audit also includes evaluating the appropriateness of the accounting policies used and the reasonableness of the accounting estimates made by the Management, as well as evaluating the overall presentation of the financial statements.

We believe that the audit evidence we have obtained is sufficient and appropriate to provide a basis for our audit opinion on the financial statements.

4. Opinion

In our opinion and to the best of our information and according to the explanations given to us, the said statements together with the notes forming part of Accounts give the information required by "The Regulations" in the manner so required and give a true and fair view in conformity with the accounting principles generally accepted in India :

- a. In case of Balance Sheet, of the state of affairs of Sundaram Mutual fund, **SUNDARAM FIXED TERM PLAN-HC** as at 31/03/2017.
- b. In the case of Revenue Account of the Surplus of Sundaram Mutual fund **SUNDARAM FIXED TERM PLAN-HC** for the Year ended on 31/03/2017.



SUNDARAM & SRINIVASAN

CHARTERED ACCOUNTANTS


**23, C.P. RAMASWAMY ROAD,
ALWARPET, CHENNAI - 600 018.**

5. Report on Other Legal and Regulatory Requirements

As required by Regulation 55 of Securities and Exchange Board of India (Mutual Funds) Regulations, 1996 we report that:

1. We have **sought and** obtained all the information and explanations, which to the best of our knowledge and belief were necessary for the purpose of our audit.
2. The Balance Sheet and Revenue Account **dealt with by this Report** are in agreement with the books of accounts of the Sundaram Mutual Fund.
- 3.a. The accounts have been prepared in accordance with accounting policies and standards as specified in the Ninth Schedule of "The Regulations".
- b. In our opinion, the valuation methods adopted by the fund for valuation of non-traded securities, "in good faith" are fair and reasonable.

**For and on behalf of SUNDARAM & SRINIVASAN
Chartered Accountants (FRN No:0042075)**



**K.SRINIVASAN
Partner
Membership No. 5809**

Place: Chennai
Date : 23rd June 2017



BALANCE SHEET AS AT 31st MARCH, 2017

DESCRIPTION	SCHEDULE NO.	31-Mar-17	31-Mar-16
		Rs.	Rs.
LIABILITIES			
Unit Capital	1	1,008,126,900	1,008,126,900
Reserves & Surplus	2	121,407,235	22,911,534
Current Liabilities & Provisions	3	127,226	95,785
		1,129,661,361	1,031,134,219
ASSETS			
Investments	4	1,117,807,905	1,019,384,950
Other Current Assets	5	11,853,456	11,749,269
		1,129,661,361	1,031,134,219


Notes on Accounts

8

As per our Report of even date

For
Sundaram & Srinivasan
Chartered Accountants
(FRN.: 004207S)

For
Sundaram Mutual Fund



K Srinivasan
K Srinivasan
Partner
(M.NO : 5809)



Authorised Signatory

Place : Chennai
Date : 23rd June 2017

REVENUE ACCOUNT FOR THE YEAR ENDED 31st MARCH, 2017

Description	Sch No.	01.04.2016 to 31.03.2017		29.12.2015 to 31.03.2016	
		Rs.	Rs.	Rs.	Rs.
REVENUE					
Interest	6	91,506,580		22,565,012	
Net profit on transfer / sale of investments (Other than inter-scheme transfer/sale)		-		260,331	
Net profit on inter scheme transfer / sale of investments		144,432		-	
Net diminution on sale of investments written back		818,803		-	
Other Income		779		503	
TOTAL (A)		92,470,594	92,470,594	22,825,846	22,825,846
EXPENSES					
Net diminution in value of investment	7	78,390		818,803	
Management Fees		679,646		157,287	
Service Tax on Management Fees		101,416		22,807	
Custodian Fees		47,958		16,141	
Trusteeship Fees		54,240		13,039	
Commission to Agent		1,747		383	
Audit Fees		19,143		11,443	
Other Operating Expenses		13,237		7,269	
Investor Education Fees		216,957		52,153	
		1,212,734		1,099,325	
Less : Amount absorbed by AMC		-	1,212,734	8,782	1,090,543
TOTAL (B)			1,212,734		1,090,543
SURPLUS / (DEFICIT) (A-B)			91,257,860		21,735,303
Less: Income Distributed		30,975		-	
Distribution Tax		11,900	42,875	-	
Surplus / (Deficit) transferred to Balance Sheet			91,214,985		21,735,303


Notes on Accounts

8

As per our Report of even date

For
Sundaram & Srinivasan
Chartered Accountants
(FRN.: 004207S)

For
Sundaram Mutual Fund



K Srinivasan
K Srinivasan
Partner
(M.NO : 5809)



Authorised Signatory

Place : Chennai
Date : 23rd June 2017

SCHEDULE : 1**Unit Capital**

Description	31/03/2017		31/03/2016	
	Units	Rs.	Units	Rs.
Initial capital	100,812,690	1,008,126,900	100,812,690	1,008,126,900
Unit Capital Opening Capital	100,812,690	1,008,126,900	-	-
Add: Units sold during the Year	-	-	100,812,690	1,008,126,900
	100,812,690	1,008,126,900	100,812,690	1,008,126,900
Less : Units repurchased during the Year	-	-	-	-
Units at the end of the Year	100,812,690	1,008,126,900	100,812,690	1,008,126,900
		1,008,126,900		1,008,126,900

SCHEDULE : 2**Reserves & Surplus**

Description	31/03/2017		31/03/2016	
	Rs.	Rs.	Rs.	Rs.
General Reserve Opening Balance	21,735,303	-	-	-
Add /(Less): Transfer from Revenue Account	91,214,985	112,950,288	21,735,303	21,735,303
Unrealised appreciation reserve Opening Balance	1,176,231	-	-	-
Add/(Less) Net unrealized appreciation for the Year	7,280,716	8,456,947	1,176,231	1,176,231
Unrealised Appreciation Reserve (Schedule 7)				
		121,407,235		22,911,534

SCHEDULE : 3**Current Liabilities & Provisions**


Description	31/03/2017	31/03/2016
	Rs.	Rs.
Sundry Creditors	121,419	94,877
Others	5,807	908
	127,226	95,785

SCHEDULE : 4**Investments**

Description	31/03/2017	31/03/2016
	Rs.	Rs.
Debentures & Bonds	650,853,623	607,630,728
Zero Coupon Bond	452,675,172	410,654,222
Government Securities	13,279,110	-
Others - Reverse Repo / CBLO	1,000,000	1,100,000
	1,117,807,905	1,019,384,950

SCHEDULE : 5**Other Current Assets**

Description	31/03/2017	31/03/2016
	Rs.	Rs.
Balance with banks in Current Accounts	161,962	184,678
CBLO Margin Account	13,273	35,198
Repo Margin Account	59,689	60,742
Outstanding and accrued Income	11,618,532	11,466,763
Others	-	1,888
	11,853,456	11,749,269





SCHEDULE : 6**Interest**

Description	01.04.2016 to 31.03.2017	29.12.2015 to 31.03.2016
	Rs.	Rs.
Interest from banks and others	136,488	322,101
Interest on Debentures and Bonds	53,811,659	13,030,408
Discounting Charges	37,558,433	9,212,503
	91,506,580	22,565,012

SCHEDULE : 7**Net Unrealised Appreciation/ (Diminution) in value of Investments**

Description	31/03/2017	31/03/2016
	Rs.	Rs.
Appreciation in Value of Investments		
Zero Coupon Bond	3,643,714	-
Debentures & Bonds listed / awaiting listing on the recognised stock exchange	4,813,233	1,176,231
Appreciation in value of investments (Schedule 2)	8,456,947	1,176,231
Diminution in value of investments		
Central Government Securities	78,390	-
Zero Coupon Bond	-	818,803
Diminution in value of investments trf to Revenue Account	78,390	818,803



SUNDARAM MUTUAL FUND
SUNDARAM FIXED TERM PLAN-HC
Schedules forming part of the Balance Sheet as at 31-Mar-2017
and the Revenue Account for the Year ended 31st March 2017

SCHEDULE 8
NOTES ON ACCOUNTS

All amounts mentioned rupees in lakhs

1 SIGNIFICANT ACCOUNTING POLICIES

1.1. INVESTMENTS

Investment transactions are accounted on trade dates at cost including brokerage, stamp duty and other levies. Front end discount, if any, received from the issuer is reduced from the cost of the investment.

Investments are marked to market. In valuing the Scheme's investments:

a) Government Securities

Government Securities are valued at the prices obtained from CRISIL & ICRA in accordance with the guidelines for valuation of securities for mutual funds issued by SEBI.

Instruments bought on 'repo' basis have been valued at the resale price after deduction of applicable interest up to date of resale.

b) Other Securities

Traded Securities are valued at the last quoted closing price on the stock exchange. Non-traded / thinly traded securities are valued in good faith and in true and fair manner through appropriate valuation policies and procedures.

For securities having residual maturity of less than 60 days are valued on the basis of amortisation or reference prices as per the valuation policy. With effect from 29th November 2013, securities having residual maturity of more than 60 days are valued based on the scrip level prices provided by AMFI approved agencies viz., CRISIL & ICRA in line with AMFI Circular No.42/2013-14 dated 19th November 2013.

In accordance with the guidance note on accounting for investments in the financial statement of mutual funds issued by The Institute of Chartered Accountants of India, the investments are valued separately category-wise and the net unrealised appreciation is directly transferred to unrealised appreciation reserve and the net diminution is debited to revenue account.

1.2. INCOME RECOGNITION

(i) Profit/Loss on sale of investments is recognised on the trade dates based on weighted average cost method.

(ii) Income on investments is accounted on accrual basis.

(iii) Other income is accounted on cash basis.

1.3. EXPENSES

a) All expenses are accounted on an accrual basis and are within the limits of SEBI (Mutual Funds) Regulations 1996

b) Common recurring expenses, if any are allocated to the schemes on the basis of Assets under Management of the respective schemes

2 INVESTMENT MANAGER FEES

Management fee is computed on daily average net assets as under:

Description	01.04.2016 to 31.03.2017	29.12.2015 to 31.03.2016
Average daily net asset value	10,847.76	10,153.55
Management fee @ 0.06% of average daily net asset value. (Previous year 0.06%)	6.80	1.57


3 INVESTMENTS MADE IN COMPANIES WHO HAVE INVESTED MORE THAN FIVE PERCENT OF THE NET ASSET VALUE OF THE SCHEMES OF SUNDARAM MUTUAL FUND

As Per Annexure - I

4 AGGREGATE VALUE OF PURCHASES & SALES MADE DURING THE YEAR

The aggregate value of investments purchased and sold (including matured) during the year as a percentage of average daily net asset value is as under :

Description	01.04.2016 to 31.03.2017	29.12.2015 to 31.03.2016
PURCHASE VALUE (AMOUNT)	934.88	21,246.07
%	8.62%	209.25%
SALES VALUE (AMOUNT)	385.64	10,881.62
%	3.55%	107.17%



5 AGGREGATE FAIR VALUE OF NON-TRADED/THINLY TRADED INVESTMENTS

Aggregate Fair Value of non traded / thinly traded investments valued in "good faith" exceeding 5% of the Net Asset Value as at the end of the year. :

Description	31.03.2017	31.03.2016
Aggregate Fair Value of non traded / thinly traded investments valued in "good faith" exceeding 5% of the Net Asset Value as at the end of the Year.	10,565.57	9,796.37
% to the asset under management	93.54%	95.01%

6 INCOME / EXPENDITURE

The total income and expenditure as a percentage of the daily average net assets, on an annualised basis are given below.

Description	01.04.2016 to 31.03.2017	29.12.2015 to 31.03.2016
INCOME	8.52%	8.75%
EXPENDITURE #	0.10%	0.10%

#Total expenses includes service tax on management fees charged over and above the total expense ratio limits prescribed in the SEBI (Mutual Funds) Regulations, 1996.

7 CONTINGENT LIABILITY

Contingent liability as at 31st March 2017 is Rs. Nil.

8 AMOUNT PAID TO SPONSORS / ASSOCIATES

NIL

9 TOTAL VALUE OF INVESTMENTS FALLING UNDER EACH MAJOR INDUSTRY GROUP WHICH CONSTITUTES NOT LESS THAN 5% OF THE TOTAL INVESTMENTS IS AS BELOW:

(% of total investment within the classification)

Refer Annexure - II

10 PORTFOLIO DISCLOSURE

Full portfolio of the scheme is given in Annexure - III

11 MOVEMENT IN UNIT CAPITAL

As Per Schedule-I

12 ACCOUNTING STANDARD 17 ON SEGMENT REPORTING

As the Financial Statements are prepared separately on each scheme, no further disclosure under Accounting Standard 17 on segment reporting issued by the Institute of Chartered Accountants of India is considered necessary. There is no secondary reporting segment.

13 ACCOUNTING STANDARD 18 ON RELATED PARTY DISCLOSURES

Related party disclosures as required by the Accounting Standard 18 - "Related Party Disclosures" issued by the Institute of Chartered Accountants of India are given as Annexure - IV

14 INVESTOR EDUCATION & AWARENESS INITIATIVES (IEAI)

An annual charge of minimum 2bps (0.02% p.a.) of daily net assets, being part of total recurring expenses is set aside for IEAI as mandated by SEBI vide circular no. CIR/IMD/21/DF/21/2012 dated September 13, 2012. Accordingly accrued balance is transferred on periodic basis to a separate bank account maintained for the purpose. From 01.04.2016, 50% of 2bps accrued on daily net assets is transferred to AMFI and the balances are utilized by the AMC in accordance with SEBI Guidelines.

The balances pending utilization are deployed in money market instruments. Movement of IEAI balances are provided in Annexure VII.



SFTPHC



15 HISTORICAL PER UNIT STATISTICS

	01.04.2016 to 31.03.2017				29.12.2015 to 31.03.2016			
	Rs.				Rs.			
(A) Gross income								
(i) income other than profit on sale of investment	0.9158				0.2238			
(ii) income from profit on inter scheme sales/transfer of investments	0.0014				0.0000			
(iii) income from profit on sale of investment to third parties	0.0000				0.0026			
(iv) transfer to revenue account from past year's reserves								
(B) Aggregate of expenses, write off, amortisation and charges	0.0120				0.0108			
(C) Net income	0.9052				0.2156			
(D) Net unrealised appreciation/(diminution) in value of investments	0.0831				0.0035			
	Regular Growth	Regular Quarterly Dividend	Regular Halfyearly Dividend	Direct Growth	Regular Growth	Regular Quarterly Dividend	Regular Halfyearly Dividend	Direct Growth
(E) Net Assets Value	11.1971	10.5437	10.3909	11.2047	10.2258	10.2258	10.2258	10.2273
(F) Highest repurchase price	NA	NA	NA	NA	NA	NA	NA	NA
Lowest repurchase price	NA	NA	NA	NA	NA	NA	NA	NA
Highest ongoing sale price	NA	NA	NA	NA	10.0000	10.0000	10.0000	10.0000
Lowest ongoing sale price	NA	NA	NA	NA	10.0000	10.0000	10.0000	10.0000
(G) Ratio of expenses (excluding deferred revenue expenditure amortised) to average daily net assets by percentage	0.10%				0.10%			
(H) Ratio of gross income to average daily net assets by percentage	8.52%				8.75%			


16 Computation of Distributable Income

	31.03.2017	31.03.2016
	Rs.	Rs.
Net Income as per revenue account	9,12,57,860	2,17,35,303
Add : Balance of Undistributed income as at 1st April brought forward	2,17,35,303	-
	11,29,93,163	2,17,35,303
Less : Income Distributed during the year	42,875	-
Distributable Income	<u>11,29,50,288</u>	<u>2,17,35,303</u>

17 Previous year figures have been regrouped wherever necessary to conform with the current year's



ANNEXURE-II		
SUNDARAM FIXED TERM PLAN - HC		
% of total Investments within the classification		
	31-Mar-16	31-Mar-16
Debt Instruments		
Listed / awaiting listing on Stock Exchange		
FINANCE	100.00%	77.49%
BANK	0.00%	22.51%



2



SUNDARAM MUTUAL FUND						
Sundaram Fixed Term Plan-HC						
Portfolio Statement as at 31 March 2017						
SL No	ISIN Code	Name of the instrument	Rating / Industry	Quantity	Mkt Value Rs. in Lacs	% of Net Asset
		(A)Debt Instruments				
		(a)Listed / awaiting listing on Stock Exchange				
1	INE916DA7JS7	Kotak Mahindra Prime Ltd - 22/04/2019**	CRISIL AAA	263	2253.63	19.95%
2	INE134E07513	Power Finance Corporation Ltd - 9.69 02/03/2019**	CRISIL AAA	178	1856.74	16.44%
3	INE020B07IA8	Rural Electrification Corporation Ltd - 9.63 - 05/02/2019**	CRISIL AAA	114	1187.12	10.51%
4	INE261F09EX6	National Bank for Agricultural & Rural Development - 01/02/2019**	CRISIL AAA	6500	1146.78	10.15%
5	INE296A07IS8	Bajaj Finance Ltd - 22/04/2019**	IND AAA	100	1126.35	9.97%
6	INE115A07IK7	LIC Housing Finance Ltd - 8.38 - 27/02/2019**	CRISIL AAA	100	1013.22	8.97%
7	INE261F08592	National Bank for Agricultural & Rural Development - 7.98 - 13/03/2019**	CRISIL AAA	99	1006.09	8.91%
8	INE053F09FU0	Indian Railway Finance Corporation Ltd - 8.55 - 15/01/2019**	CRISIL AAA	95	975.64	8.64%
9	INE556F09601	Small Industrial Development Bank of India - 8.04 - 15/03/2019**	CARE AAA	37	376.22	3.33%
10	INE020B07HZ7	Rural Electrification Corporation Ltd - 9.61 - 03/01/2019**	CRISIL AAA	9	93.50	0.83%
		Sub Total			11035.29	97.70%
		(b)Govt Security				
1	IN2920150389	8.21% Rajasthan State Development Loan 31/03/2019**	Sovereign	130000	132.79	1.18%
		Sub Total			132.79	1.18%
		Total for Debt Instruments			11168.08	98.87%
		(B)Money Market Instruments				
1		Reverse Repo			10.00	0.09%
		Total for Money Market Instruments			10.00	0.09%
		Cash and Other Net Current Assets			117.26	1.04%
		Grand Total			11295.34	100.00%

** Thinly traded / Non Traded Securities

