

Independent Auditor's Report on the Financial Statements
To the Board of Trustees of Sundaram Mutual Fund

1. Report on the Financial Statements

We have audited the accompanying financial statement of Sundaram Mutual Fund **SUNDARAM TOP 100-SERIES-VI** as at 31/03/2017, which comprise the Balance Sheet, the Revenue Account for the Period then ended 31/03/2017 and a summary of significant accounting policies and other explanatory information.

2. Management's Responsibility for the Financial Statements

The Management is responsible for the preparation of these financial statements that give a true and fair view of the financial position and financial performance of the Sundaram Mutual Fund **SUNDARAM TOP 100-SERIES-VI** in accordance with the Eleventh Schedule of Securities and Exchange Board of India (Mutual Funds) Regulations, 1996 ("The Regulations"). This responsibility also includes maintenance of adequate accounting records in accordance with the provisions of the Regulations for safeguarding the assets of the Mutual fund and for preventing and detecting frauds and other irregularities; selection and application of appropriate accounting policies; making judgments and estimates that are reasonable and prudent; and design, implementation and maintenance of adequate internal financial controls, that were operating effectively for ensuring the accuracy and completeness of the accounting records, relevant to the preparation and presentation of the financial statements that give a true and fair view and are free from material misstatement, whether due to fraud or error.

3. Auditors Responsibility

Our responsibility is to express an opinion on these financial statements based on our audit. We conducted our audit in accordance with the Standards on Auditing issued by the Institute of Chartered Accountant of India. Those standards require that we comply with ethical requirements and plan and perform the audit to obtain reasonable assurance about whether the financial statements are free from material misstatement.

An audit involves performing procedures to obtain audit evidence about the amounts and the disclosures in the financial statements. The procedures selected depend on the auditor's judgment, including the assessment of the risks of material misstatement of the financial statements, whether due to fraud or error. In making those risk assessments, the auditor considers internal financial control relevant to the Mutual fund's preparation of the financial statements that give a true and fair view in order to design audit procedures that are appropriate in the circumstances, but not for the purpose of expressing an opinion on whether the mutual fund has in place an adequate internal financial controls system over financial reporting and the operating effectiveness of such controls. An audit also includes evaluating the appropriateness of the accounting policies used and the reasonableness of the accounting estimates made by the Management, as well as evaluating the overall presentation of the financial statements.


We believe that the audit evidence we have obtained is sufficient and appropriate to provide a basis for our audit opinion on the financial statements.

4. Opinion

In our opinion and to the best of our information and according to the explanations given to us, the said statements together with the notes forming part of Accounts give the information required by "The Regulations" in the manner so required and give a true and fair view in conformity with the accounting principles generally accepted in India :

a. In case of Balance Sheet, of the state of affairs of Sundaram Mutual fund, **SUNDARAM TOP 100-SERIES-VI** as at 31/03/2017.

b. In the case of Revenue Account of the Surplus of Sundaram Mutual fund **SUNDARAM TOP 100-SERIES-VI** for the Period ended on 31/03/2017.



SUNDARAM & SRINIVASAN

**CHARTERED ACCOUNTANTS
23, C.P. RAMASWAMY ROAD,
ALWARPET, CHENNAI - 600 018.**

5. Report on Other Legal and Regulatory Requirements

As required by Regulation 55 of Securities and Exchange Board of India (Mutual Funds) Regulations, 1996 we report that:

1. We have **sought and** obtained all the information and explanations, which to the best of our knowledge and belief were necessary for the purpose of our audit.


2. The Balance Sheet and Revenue Account **dealt with by this Report** are in agreement with the books of accounts of the Sundaram Mutual Fund.

3.a. The accounts have been prepared in accordance with accounting policies and standards as specified in the Ninth Schedule of "The Regulations".

b. In our opinion, the valuation methods adopted by the fund for valuation of non-traded securities, "in good faith" are fair and reasonable.

**For and on behalf of SUNDARAM & SRINIVASAN
Chartered Accountants (FRN No:004207S)**

Place: Chennai
Date : 23rd June 2017


K.SRINIVASAN
Partner
Membership No. 5809



BALANCE SHEET AS AT 31st MARCH, 2017

DESCRIPTION	SCHEDULE NO.	31-Mar-17
		Rs.
LIABILITIES		
Unit Capital	1	23,41,13,140
Reserves & Surplus	2	37,48,444
Current Liabilities & Provisions	3	1,70,80,249
		25,49,41,833
ASSETS		
Investments	4	25,31,21,230
Other Current Assets	5	18,20,603
		25,49,41,833


Notes on Accounts


8

As per our Report of even date

For
Sundaram & Srinivasan
 Chartered Accountants
 (FRN.: 004207S)

For
Sundaram Mutual Fund




 K Srinivasan
 Partner
 (M.NO : 5809)



Authorised Signatory

Place : Chennai
 Date : 23rd June 2017

REVENUE ACCOUNT FOR THE PERIOD FROM 10.03.2017 to 31.03.2017

Description	Sch No.	10.03.2017 to 31.03.2017	
		Rs.	Rs.
REVENUE			
Dividend	6	20,416	9,61,512
Interest		9,41,096	
TOTAL (A)		9,61,512	
EXPENSES			
Management Fees		1,17,693	
Service Tax on Management Fees		17,654	
Custodian Fees		20,113	
Trusteeship Fees		710	
Commission to Agent		2,24,270	
Audit Fees		5,751	
Investor Education Fees		2,836	
		3,89,027	
Less: Amount absorbed by AMC		22,318	
TOTAL (B)			3,66,709
SURPLUS / (DEFICIT) (A-B)			5,94,803
Surplus /(Deficit) transferred to Balance Sheet			5,94,803

Notes on Accounts

8

As per our Report of even date

For
Sundaram & Srinivasan
Chartered Accountants
(FRN.: 004207S)

For
Sundaram Mutual Fund

K. Srinivasan
K Srinivasan
Partner
(M.NO : 5809)



Authorised Signatory

Place : Chennai
Date : 23rd June 2017

SCHEDULE : 1**Unit Capital**

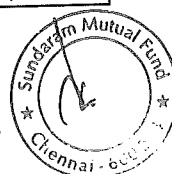
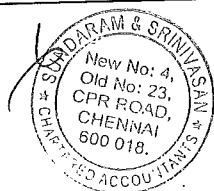
Description	31/03/2017	
	Units	Rs.
Initial capital	2,34,11,314	23,41,13,140
Unit Capital		
Opening Capital	-	-
Add: Units sold during the Period	2,34,11,314	23,41,13,140
	2,34,11,314	23,41,13,140
Less : Units repurchased during the Period	-	-
Units at the end of the Period	2,34,11,314	23,41,13,140
		23,41,13,140

SCHEDULE : 2**Reserves & Surplus**

Description	31/03/2017	
	Rs.	Rs.
General Reserve		
Opening Balance	-	-
Add /(Less): Transfer from Revenue Account	5,94,803	5,94,803
Unrealised Appreciation Reserve		
Opening Balance	-	-
Add/(Less): Net unrealized appreciation for the Period	31,53,641	31,53,641
Unrealised Appreciation Reserve (Schedule 7)		31,53,641
		37,48,444

SCHEDULE : 3**Current Liabilities & Provisions**

Description	31/03/2017
	Rs.
Sundry Creditors	4,00,782
Contract for Purchase of Investments	1,66,70,666
Others	8,801
	1,70,80,249





SCHEDULE : 4**Investments**

Description	31/03/2017
	Rs.
Equity Shares	22,84,32,837
Others - Reverse Repo / CBLO	2,46,88,393
	25,31,21,230

SCHEDULE : 5**Other Current Assets**

Description	31/03/2017
	Rs.
Balance with banks in Current Accounts	1,01,477
CBLO Margin Account	3,08,232
Repo Margin Account	13,86,178
Outstanding and accrued Income	24,285
Others	431
	18,20,603




SCHEDULE : 6**Interest**

Description	10.03.2017 to 31.03.2017
	Rs.
Interest from banks and others	9,41,096
	9,41,096

SCHEDULE : 7**Net unrealised appreciation/ (diminution) in value of Investments**

Description	31/03/2017
	Rs.
Appreciation in Value of Investments	
Equity Shares	31,53,641
Appreciation in Value of Investments (Schedule 2)	31,53,641



SUNDARAM MUTUAL FUND
SUNDARAM TOP 100-SERIES-VI
Schedules forming part of the Balance Sheet as at 31-Mar-2017
and the Revenue Account for the Period from 10.03.2017 to 31.03.2017

SCHEDULE 8
NOTES ON ACCOUNTS

All amounts mentioned rupees in lakhs

1 SIGNIFICANT ACCOUNTING POLICIES

1.1. INVESTMENTS

Investment transactions are accounted on trade dates at cost including brokerage, stamp duty and other levies. Front end discount, if any, received from the issuer is reduced from the cost of the investment.

Investments are marked to market. In valuing the Scheme's investments:

a) Government Securities

Government Securities are valued at the prices obtained from CRISIL & ICRA in accordance with the guidelines for valuation of securities for mutual funds issued by SEBI.

Instruments bought on 'repo' basis have been valued at the resale price after deduction of applicable interest up to date of resale.

b) Other Securities

Traded Securities are valued at the last quoted closing price on the stock exchange. Non-traded / thinly traded securities are valued in good faith and in true and fair manner through appropriate valuation policies and procedures.

In accordance with the guidance note on accounting for investments in the financial statement of mutual funds issued by The Institute of Chartered Accountants of India, the investments are valued separately category-wise and the net unrealised appreciation is directly transferred to unrealised appreciation reserve and the net diminution is debited to revenue account.

Bonus/Rights entitlements are recognised on ex-bonus / ex- rights dates.

1.2. INCOME RECOGNITION

- (i) Dividend is accounted on accrual basis and recognized on ex-dividend dates.
- (ii) Profit/Loss on sale of investments is recognised on the trade dates based on weighted average cost method.
- (iii) Income on investments is accounted on accrual basis.
- (iv) Other income is accounted on cash basis.

1.3. EXPENSES

- a) All expenses are accounted on an accrual basis and are within the limits of SEBI (Mutual Funds) Regulations 1996.
- b) Common recurring expenses, if any are allocated to the schemes on the basis of Assets under Management of the respective schemes.

2 INVESTMENT MANAGER FEES

Management fee is computed on daily average net assets as under:

Description	10.03.2017 to 31.03.2017
Average daily net asset value	2,353.60
Management fee @ 0.83% of average daily net asset value	1.18


3 INVESTMENTS MADE IN COMPANIES WHO HAVE INVESTED MORE THAN FIVE PERCENT OF THE NET ASSET VALUE OF THE SCHEMES OF SUNDARAM MUTUAL FUND:

As Per Annexure - I

4 AGGREGATE VALUE OF PURCHASES & SALES MADE DURING THE PERIOD:

The aggregate value of investments purchased and sold (including matured) during the period as a percentage of average daily net asset value is as under :

Description	10.03.2017 to 31.03.2017
PURCHASE VALUE (AMOUNT)	2,252.79
%	95.72%
SALES VALUE (AMOUNT)	-
%	0.00%



5 AGGREGATE FAIR VALUE OF NON-TRADED/THINLY TRADED INVESTMENTS:

Aggregate Fair Value of non traded / thinly traded investments valued in "good faith" exceeding 5% of the Net Asset Value as at the end of the Period : **NIL**

6 INCOME / EXPENDITURE

The total income and expenditure as a percentage of the daily average net assets, on an annualised basis are given below:

DESCRIPTION	10.03.2017 to 31.03.2017
INCOME	6.78%
EXPENDITURE #	2.58%

#Total expenses includes service tax on management fees charged over and above the total expense ratio limits prescribed in the SEBI (Mutual Funds) Regulations, 1996.

7 CONTINGENT LIABILITY

Contingent liability as at 31st March 2017 is Rs. Nil.

8 AMOUNT PAID TO SPONSORS / ASSOCIATES

	10.03.2017 to 31.03.2017
Sundaram Finance Ltd (Sponsor)	0.65

9 TOTAL VALUE OF INVESTMENTS FALLING UNDER EACH MAJOR INDUSTRY GROUP WHICH CONSTITUTES NOT LESS THAN 5% OF THE TOTAL INVESTMENTS IS AS BELOW:

(% of total investment within the classification)

Refer Annexure - II

10 PORTFOLIO DISCLOSURE

Full portfolio of the scheme is given in Annexure - III

11 MOVEMENT IN UNIT CAPITAL

As Per Schedule-I

12 ACCOUNTING STANDARD 17 ON SEGMENT REPORTING

As the Financial Statements are prepared separately on each scheme, no further disclosure under Accounting Standard 17 on segment reporting issued by the Institute of Chartered Accountants of India is considered necessary. There is no secondary reporting segment.

13 ACCOUNTING STANDARD 18 ON RELATED PARTY DISCLOSURES

Related party disclosures as required by the Accounting Standard 18 - "Related Party Disclosures" issued by the Institute of Chartered Accountants of India are given as Annexure - IV

14 INVESTOR EDUCATION & AWARENESS INITIATIVES (IEAI)

An annual charge of minimum 2bps (0.02% p.a.) of daily net assets, being part of total recurring expenses is set aside for IEAI as mandated by SEBI vide circular no. CIR/IMD/21/DF/21/2012 dated September 13, 2012. Accordingly accrued balance is transferred on periodic basis to a separate bank account maintained for the purpose. From 01.04.2016, 50% of 2bps accrued on daily net assets is transferred to AMFI and the balances are utilized by the AMC in accordance with SEBI Guidelines.

The balances pending utilization are deployed in money market instruments. Movement of IEAI balances are provided in Annexure VII.



STOP6



15 HISTORICAL PER UNIT STATISTICS

		10.03.2017 to 31.03.2017			
		Rs.			
(A)	Gross income				
	(i) income other than profit on sale of investment	0.0411			
	(ii) income from profit on inter scheme sales/transfer of investments	0.0000			
	(iii) income from profit on sale of investment to third parties	0.0000			
	(iv) transfer to revenue account from past year's reserves	0.0000			
(B)	Aggregate of expenses, write off, amortisation and charges	0.0157			
(C)	Net income	0.0254			
(D)	Net unrealised appreciation/(diminution) in value of investments	0.1347			
		Growth	Dividend	Direct Growth	Direct Dividend
(E)	Net Assets Value	10.1599	10.1599	10.1698	10.1698
(F)	Highest repurchase price	NA	NA	NA	NA
	Lowest repurchase price	NA	NA	NA	NA
	Highest ongoing sale price	10.0000	10.0000	10.0000	10.0000
	Lowest ongoing sale price	10.0000	10.0000	10.0000	10.0000
(G)	Ratio of expenses (excluding deferred revenue expenditure amortised) to average daily net assets by percentage	2.58%			
(H)	Ratio of gross income to average daily net assets by percentage	6.78%			

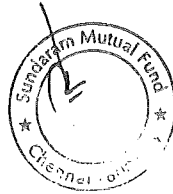
16 Computation of Distributable Income

	31/03/2017
	Rs.
Net Income as per revenue account	5,94,803
Add : Balance of Undistributed income as at 1st April brought forward	-
	5,94,803
Less : Income Distributed during the period	-
Distributable Income	5,94,803

17 Since the scheme was launched during the year, previous year figures are not provided.



ANNEXURE-II	
SUNDARAM TOP 100-SERIES-VI	
% of total Investments within the classification	
	31-Mar-17
Equity Instruments	
Listed / awaiting listing on Stock Exchange	
AUTO	8.15%
AUTO ANCILLARIES	5.65%
BANKS	16.83%
CONSUMER NON DURABLES	8.86%
FINANCE	21.67%
PETROLEUM PRODUCTS	5.11%
PHARMACEUTICALS	9.98%
SOFTWARE	10.66%



SUNDARAM MUTUAL FUND						
Sundaram TOP 100-Series-VI						
Portfolio Statement as at 31 March 2017						
SL No	ISIN Code	Name of the instrument	Rating / Industry	Quantity	Mkt Value Rs. in Lacs	% of Net Asset
(A)Equity & Equity Related						
(a)Listed / awaiting listing on Stock Exchange						
1	INE002A01018	Reliance Industries Ltd	Petroleum Products	8831	116.65	4.90%
2	INE040A01026	HDFC Bank Ltd	Banks	7949	114.67	4.82%
3	INE585B01010	Maruti Suzuki India Ltd	Auto	1904	114.54	4.82%
4	INE237A01028	Kotak Mahindra Bank Ltd Ltd	Banks	13121	114.44	4.81%
5	INE009A01021	Infosys Ltd	Software	11036	112.82	4.74%
6	INE001A01036	Housing Development Finance Corporation Ltd	Finance	7447	111.86	4.70%
7	INE148I01020	Indiabulls Housing Finance Ltd	Finance	11001	109.76	4.61%
8	INE095A01012	IndusInd Bank Ltd	Banks	7562	107.77	4.53%
9	INE216A01022	Britannia Industries Ltd	Consumer Non Durables	2771	93.49	3.93%
10	INE095N01023	NBCC (INDIA) Ltd	Construction	48331	83.15	3.50%
11	INE302A01020	Exide Industries Ltd	Auto Ancillaries	36843	82.66	3.48%
12	INE721A01013	Shriram Transport Finance Company Ltd	Finance	6758	72.85	3.06%
13	INE239A01016	Nestle India Ltd	Consumer Non Durables	1079	72.08	3.03%
14	INE208A01029	Ashok Leyland Ltd	Auto	84676	71.59	3.01%
15	INE263A01024	Bharat Electronics Ltd	Industrial Capital Goods	45325	71.05	2.99%
16	INE115A01026	LIC Housing Finance Ltd	Finance	11472	70.95	2.98%
17	INE044A01036	Sun Pharmaceutical Industries Ltd	Pharmaceuticals	10308	70.93	2.98%
18	INE296A01024	Bajaj Finance Ltd	Finance	5994	70.20	2.95%
19	INE256A01028	Zee Entertainment Enterprises Ltd	Media & Entertainment	11100	59.45	2.50%
20	INE918I01018	Bajaj Finserv Ltd	Finance	1449	59.39	2.50%
21	INE176B01034	Havells India Ltd	Consumer Durables	10556	49.16	2.07%
22	INE860A01027	HCL Technologies Ltd	Software	5469	47.84	2.01%
23	INE528G01019	Yes Bank Ltd	Banks	3078	47.61	2.00%
24	INE669C01036	Tech Mahindra Ltd	Software	10316	47.37	1.99%
25	INE326A01037	Lupin Ltd	Pharmaceuticals	3233	46.72	1.96%
26	INE775A01035	Motherson Sumi Systems Ltd	Auto Ancillaries	12505	46.51	1.96%
27	INE685A01028	Torrent Pharmaceuticals Ltd	Pharmaceuticals	2567	39.86	1.68%
28	INE548C01032	Emami Ltd	Consumer Non Durables	3469	36.92	1.55%
29	INE628A01036	UPL Ltd	Pesticides	4944	35.94	1.51%
30	INE467B01029	Tata Consultancy Services Ltd	Software	1462	35.55	1.49%
31	INE406A01037	Aurobindo Pharma Ltd	Pharmaceuticals	5232	35.33	1.49%
32	INE059A01026	Cipla Ltd	Pharmaceuticals	5941	35.23	1.48%
Total for Equity & Equity Related					2284.33	96.04%
(B)Money Market Instruments						
1		CBLO			246.88	10.38%
Total for Money Market Instruments					246.88	10.38%
Cash and Other Net Current Assets					-152.60	-6.42%
Grand Total					2378.62	100.00%

