

SUNDARAM & SRINIVASAN
CHARTERED ACCOUNTANTS
23, C.P. RAMASWAMY ROAD,
ALWARPET, CHENNAI - 600 018.

Independent Auditor's Report on the Financial Statements
To the Board of Trustees of Sundaram Mutual Fund

1. Report on the Financial Statements

We have audited the accompanying financial statement of Sundaram Mutual Fund **SUNDARAM CAPITAL PROTECTION ORIENTED FUND 5 YEARS (SERIES 4)** as at 31/03/2017, which comprise the Balance Sheet, the Revenue Account for the Period ended 08/12/2016 and a summary of significant accounting policies and other explanatory information.

2. Management's Responsibility for the Financial Statements

The Management is responsible for the preparation of these financial statements that give a true and fair view of the financial position and financial performance of the Sundaram Mutual Fund **SUNDARAM CAPITAL PROTECTION ORIENTED FUND 5 YEARS (SERIES 4)** in accordance with the Eleventh Schedule of Securities and Exchange Board of India (Mutual Funds) Regulations, 1996 ("The Regulations"). This responsibility also includes maintenance of adequate accounting records in accordance with the provisions of the Regulations for safeguarding the assets of the Mutual fund and for preventing and detecting frauds and other irregularities; selection and application of appropriate accounting policies; making judgments and estimates that are reasonable and prudent; and design, implementation and maintenance of adequate internal financial controls, that were operating effectively for ensuring the accuracy and completeness of the accounting records, relevant to the preparation and presentation of the financial statements that give a true and fair view and are free from material misstatement, whether due to fraud or error.

3. Auditors Responsibility

Our responsibility is to express an opinion on these financial statements based on our audit. We conducted our audit in accordance with the Standards on Auditing issued by the Institute of Chartered Accountant of India. Those standards require that we comply with ethical requirements and plan and perform the audit to obtain reasonable assurance about whether the financial statements are free from material misstatement.


An audit involves performing procedures to obtain audit evidence about the amounts and the disclosures in the financial statements. The procedures selected depend on the auditor's judgment, including the assessment of the risks of material misstatement of the financial statements, whether due to fraud or error. In making those risk assessments, the auditor considers internal financial control relevant to the Mutual fund's preparation of the financial statements that give a true and fair view in order to design audit procedures that are appropriate in the circumstances, but not for the purpose of expressing an opinion on whether the mutual fund has in place an adequate internal financial controls system over financial reporting and the operating effectiveness of such controls. An audit also includes evaluating the appropriateness of the accounting policies used and the reasonableness of the accounting estimates made by the Management, as well as evaluating the overall presentation of the financial statements.

We believe that the audit evidence we have obtained is sufficient and appropriate to provide a basis for our audit opinion on the financial statements.

4. Opinion

In our opinion and to the best of our information and according to the explanations given to us, the said statements together with the notes forming part of Accounts give the information required by "The Regulations" in the manner so required and give a true and fair view in conformity with the accounting principles generally accepted in India :

- a. In case of Balance Sheet, of the state of affairs of Sundaram Mutual fund, **SUNDARAM CAPITAL PROTECTION ORIENTED FUND 5 YEARS (SERIES 4)** as at 31/03/2017.
- b. In the case of Revenue Account of the Surplus of Sundaram Mutual fund **SUNDARAM CAPITAL PROTECTION ORIENTED FUND 5 YEARS (SERIES 4)** for the Period ended on 08/12/2016.



SUNDARAM & SRINIVASAN

CHARTERED ACCOUNTANTS

**23, C.P. RAMASWAMY ROAD,
ALWARPET, CHENNAI - 600 018.**


5. Report on Other Legal and Regulatory Requirements


As required by Regulation 55 of Securities and Exchange Board of India (Mutual Funds) Regulations, 1996 we report that:

1. We have **sought and** obtained all the information and explanations, which to the best of our knowledge and belief were necessary for the purpose of our audit.
2. The Balance Sheet and Revenue Account **dealt with by this Report** are in agreement with the books of accounts of the Sundaram Mutual Fund.
- 3.a. The accounts have been prepared in accordance with accounting policies and standards as specified in the Ninth Schedule of "The Regulations".
- b. In our opinion, the valuation methods adopted by the fund for valuation of non-traded securities, "in good faith" are fair and reasonable.

**For and on behalf of SUNDARAM & SRINIVASAN
Chartered Accountants (FRN No:004207S)**

Place: Chennai
Date : 23rd June 2017


K.SRINIVASAN
Partner
Membership No. 5809



BALANCE SHEET AS AT 31st MARCH, 2017

DESCRIPTION	SCHEDULE NO.	31-Mar-17	31-Mar-16
		Rs.	Rs.
LIABILITIES			
Unit Capital	1	-	816,164,600
Reserves & Surplus	2	-	310,573,582
Current Liabilities & Provisions	3	67,309	800,740
		67,309	1,127,538,922
ASSETS			
Investments	4	-	1,090,322,790
Other Current Assets	5	67,309	37,216,132
		67,309	1,127,538,922

Notes on Accounts

8

As per our Report of even date

For
Sundaram & Srinivasan
Chartered Accountants
(FRN.: 004207S)


K Srinivasan
K Srinivasan
Partner
(M.NO : 5809)



Place : Chennai
Date : 23rd June 2017

For
Sundaram Mutual Fund

Authorized Signatory



REVENUE ACCOUNT FOR THE PERIOD FROM 01.04.2016 to 08.12.2016

Description	Sch No.	01.04.2016 - 08.12.2016		01.04.2015 - 31.03.2016	
		Rs.	Rs.	Rs.	Rs.
REVENUE					
Dividend	6	3,583,655		4,420,883	
Interest		49,031,686		74,012,881	
Other Income		3,846		2,680	
Net profit on transfer / sale of investments (Other than inter-scheme transfer/sale)		93,073,477		-	
Net profit on inter scheme transfer / sale of investments		3,315		37,650	
TOTAL (A)		145,695,979	145,695,979	78,474,094	78,474,094
EXPENSES					
Net Loss on sale / redemption of investments (Other than inter-scheme transfer/sale)	7	-		674,589	
Management Fees		14,314,118		17,729,701	
Service Tax on Management Fees		2,130,129		2,502,824	
Custodian Fees		106,203		192,325	
Trusteeship Fees		40,091		55,780	
Commission to Agent		55,761		2,705,836	
Audit Fees		25,600		26,382	
Other Operating expenses		55,326		28,992	
Investor Education Fees		160,362		223,131	
TOTAL (B)		16,887,590	16,887,590	24,139,560	24,139,560
SURPLUS / (DEFICIT) (A-B)			128,808,389		54,334,534
Add/(Less) : Balance in Equalisation Account			(358,544,327)		
Surplus / (Deficit) transferred to Balance Sheet			(229,735,938)		54,334,534


Notes on Accounts

8

As per our Report of even date

For
Sundaram & Srinivasan
Chartered Accountants
(FRN.: 004207S)


K Srinivasan
Partner
(M.NO : 5809)



Place : Chennai
Date : 23rd June 2017

For
Sundaram Mutual Fund

Authorized Signatory



SCHEDULE : 1**Unit Capital**


Description	31/03/2017		31/03/2016	
	UNITS	Rs.	UNITS	Rs.
Initial capital	81,616,460	816,164,600	81,616,460	816,164,600
Unit Capital Opening Capital	81,616,460	816,164,600	81,616,460	816,164,600
Add: Units sold during the Period	-	-	-	-
	81,616,460	816,164,600	81,616,460	816,164,600
Less : Units repurchased during the Period	81,616,460	816,164,600	-	-
Units at the end of the Period	-	-	81,616,460	816,164,600
	-	-		816,164,600

SCHEDULE : 2**Reserves & Surplus**

Description	31/03/2017		31/03/2016	
	Rs.	Rs.	Rs.	Rs.
General Reserve Opening Balance	229,735,938	-	175,401,404	-
Add / (Less): Transfer from Revenue Account	(229,735,938)	-	54,334,534	-
				229,735,938
Unrealised appreciation reserve Opening Balance	80,837,644	-	119,023,497	-
Add/(Less): Net unrealized appreciation for the Period	(80,837,644)	-	(38,185,853)	-
Unrealised Appreciation Reserve (Schedule 7)		-		80,837,644
				310,573,582

SCHEDULE : 3**Current Liabilities & Provisions**

Description	31/03/2017	31.03.2016
	Rs.	Rs.
Sundry Creditors	67,309	783,342
Others	-	17,398
	67,309	800,740





SCHEDULE : 4**Investments**

Description	31/03/2017	31.03.2016
	Rs.	Rs.
Equity Shares	-	280,459,335
Debentures & Bonds listed / awaiting listing on the recognised stock exchange	-	786,963,515
Certificate of Deposits	-	19,699,940
Others - Reverse Repo / CBLO	-	3,200,000
	-	1,090,322,790

SCHEDULE : 5**Other Current Assets**

Description	31/03/2017	31.03.2016
	Rs.	Rs.
Balance with banks in Current Accounts	67,309	557,645
CBLO Margin Account	-	76,812
Repo Margin Account	-	132,554
Outstanding and accrued Income	-	36,443,660
Others	-	5,461
	67,309	37,216,132



SCHEDULE : 6**Interest**

Description	01.04.2016 - 08.12.2016	01.04.2015 - 31.03.2016
	Rs.	Rs.
Interest from banks and others	5,280,822	1,243,426
Interest on Debentures and Bonds	38,713,157	72,361,564
Discounting Charges	5,037,707	407,891
	49,031,686	74,012,881

SCHEDULE :7**Net unrealised Appreciation / (Diminution) in value of Investments**

Description	31/03/2017	31/03/2016
	Rs.	Rs.
Appreciation in Value of Investments		
Certificate of Deposit	-	37,496
Debentures & Bonds listed / awaiting listing on the recognised stock exchange	-	2,072,463
Equity Shares	-	78,727,685
Appreciation in value of Investments (Schedule 2)	-	80,837,644



SUNDARAM MUTUAL FUND
SUNDARAM CAPITAL PROTECTION ORIENTED FUND 5 YEARS (SERIES 4)
Schedules forming part of the Balance Sheet as at 31-Mar-2017
and the Revenue Account for the Period From 01.04.2016 To 08.12.2016

SCHEDULE 8
NOTES ON ACCOUNTS

All amounts mentioned rupees in lakhs

1 SIGNIFICANT ACCOUNTING POLICIES

1.1. INVESTMENTS

Investment transactions are accounted on trade dates at cost including brokerage, stamp duty and other levies. Front end discount, if any, received from the issuer is reduced from the cost of the investment. Investments are marked to market. In valuing the Scheme's investments:

a) Government Securities

Government Securities are valued at the prices obtained from CRISIL & ICRA in accordance with the guidelines for valuation of securities for mutual funds issued by SEBI. Instruments bought on 'repo' basis have been valued at the resale price after deduction of applicable interest up to date of resale.

b) Other Securities

Traded Securities are valued at the last quoted closing price on the stock exchange. Non-traded / thinly traded securities are valued in good faith and in true and fair manner through appropriate valuation policies and procedures.

For securities having residual maturity of less than 60 days are valued on the basis of amortisation or reference prices as per the valuation policy. With effect from 29th November 2013, securities having residual maturity of more than 60 days are valued based on the scrip level prices provided by AMFI approved agencies viz., CRISIL & ICRA in line with AMFI Circular No.42/2013-14 dated 19th November 2013.

In accordance with the guidance note on accounting for investments in the financial statement of mutual funds issued by The Institute of Chartered Accountants of India, the investments are valued separately category-wise and the net unrealised appreciation is directly transferred to unrealised appreciation reserve and the net diminution is debited to revenue account.

Bonus/Rights entitlements are recognised on ex-bonus /ex- rights dates.

1.2. INCOME RECOGNITION

- (i) Dividend is accounted on accrual basis and recognized on ex-dividend dates.
- (ii) Profit/Loss on sale of investments is recognised on the trade dates based on weighted average cost method.
- (iii) Income on investments is accounted on accrual basis.
- (iv) Other income is accounted on cash basis.

1.3. EXPENSES

- a) All expenses are accounted on an accrual basis and are within the limits of SEBI (Mutual Funds) Regulations 1996.
- b) Common recurring expenses, if any are allocated to the schemes on the basis of Assets under Management of the respective schemes.

2 INVESTMENT MANAGER FEES

Management fee is computed on daily average net assets as under:

Description	01.04.2016 - 08.12.2016	01.04.2015 - 31.03.2016
Average daily net asset value	11,612.84	11,155.92
Management fee @ 1.79% of average daily net asset value (Previous year 1.59%)	143.14	177.3

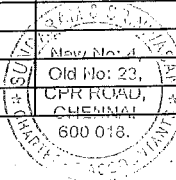

3 INVESTMENTS MADE IN COMPANIES WHO HAVE INVESTED MORE THAN FIVE PERCENT OF THE NET ASSET VALUE OF THE SCHEMES OF SUNDARAM MUTUAL FUND:

As Per Annexure - I

4 AGGREGATE VALUE OF PURCHASES & SALES MADE DURING THE PERIOD:

The aggregate value of investments purchased and sold (including matured) during the period as a percentage of average daily net asset value is as under :

Description	01.04.2016 - 08.12.2016	01.04.2015 - 31.03.2016
PURCHASE VALUE (AMOUNT)	4,652.72	947.48
%	40.07%	8.49%
SALES VALUE (AMOUNT)	15,696.72	350.86
%	135.17%	3.15%



5 AGGREGATE FAIR VALUE OF NON-TRADED/THINLY TRADED INVESTMENTS:

Aggregate Fair Value of non traded / thinly traded investments valued in "good faith" exceeding 5% of the Net Asset Value as at the end of the period :

Description	31.03.2017	31.03.2016
Aggregate Fair Value of non traded / thinly traded investments valued in "good faith" exceeding 5% of the Net Asset Value as at the end of the period	-	6,754.85
% to the asset under management	-	59.95%

6 INCOME / EXPENDITURE

The total income and expenditure as a percentage of the daily average net assets, on an annualised basis are given below:

DESCRIPTION	01.04.2016 - 08.12.2016	01.04.2015 - 31.03.2016
INCOME	18.17%	7.03%
EXPENDITURE #	2.11%	2.10%

#Total expenses includes service tax on management fees charged over and above the total expense ratio limits prescribed in the SEBI (Mutual Funds) Regulations, 1996.

7 CONTINGENT LIABILITY

Contingent liability as at 31st March 2017 is Rs. Nil. Previous Year Rs. Nil

8 AMOUNT PAID TO SPONSORS / ASSOCIATES

NIL

9 TOTAL VALUE OF INVESTMENTS FALLING UNDER EACH MAJOR INDUSTRY GROUP WHICH CONSTITUTES NOT LESS THAN 5% OF THE TOTAL INVESTMENTS IS AS BELOW:

(% of total investment within the classification)

NIL

10 PORTFOLIO DISCLOSURE

NIL

11 MOVEMENT IN UNIT CAPITAL

As Per Schedule-I

12 ACCOUNTING STANDARD 17 ON SEGMENT REPORTING

As the Financial Statements are prepared separately on each scheme, no further disclosure under Accounting Standard 17 on segment reporting issued by the Institute of Chartered Accountants of India is considered necessary. There is no secondary reporting segment

13 ACCOUNTING STANDARD 18 ON RELATED PARTY DISCLOSURES

Related party disclosures as required by the Accounting Standard 18 - "Related Party Disclosures" issued by the Institute of Chartered Accountants of India are given as Annexure - IV

14 INVESTOR EDUCATION & AWARENESS INITIATIVES (IEAI):

An annual charge of minimum 2bps (0.02% p.a.) of daily net assets, being part of total recurring expenses is set aside for IEAI as mandated by SEBI vide circular no. CIR/IMD/21/DF/21/2012 dated September 13, 2012. Accordingly accrued balance is transferred on periodic basis to a separate bank account maintained for the purpose. From 01.04.2016, 50% of 2bps accrued on daily net assets is transferred to AMFI and the balances are utilized by the AMC in accordance with SEBI Guidelines. The balances pending utilization are deployed in money market instruments. Movement of IEAI balances are provided in Annexure VII.

15 Previous year figures have been regrouped wherever necessary to confirm with the current period's classification.