



Unclaimed Redemption and Unclaimed Dividend Amount

Unclaimed Redemption and Unclaimed Dividend includes unencashed redemption and dividend warrant/cheque/demand drafts whose validity has expired and are outstanding as at the balance sheet date and the income accrued on investment of such balances from the date of expiry to end of three years from the date of the issue of such warrant/cheque/demand drafts. The balances in unclaimed redemption and unclaimed dividend were deployed in money market instruments till September 2016. In terms of SEBI circular Ref. no. SEBI/HO/ND/DF2/CIR/P/2316/37 dated February 25, 2016 the unclaimed balances including interest accrued thereon have been invested in "Unclaimed Amount Plan" of Sundaram Money Fund, a Liquid Scheme. In terms of the Addendum issued in this regard, the Total Expense ratio is restricted to 50 bps for the above plan and accretion in the NAV over the face value under the Options "Unclaimed Dividend greater than Three years" and Unclaimed Redemptions greater than three years" has been utilized for investor education and awareness purposes. The balances of unclaimed dividend and unclaimed redemption and their count thereof is provided below:

SL NO	SCHEME NAME	31-Mar-17			31-Mar-16				
		COUNT	AMOUNT	REDEMPTION	COUNT	AMOUNT	REDEMPTION		
1	EQUITY SCHEMES	1,66,503	22,73,77,391	11,242	22,57,05,723	76,939	12,08,96,416	10,032	16,73,87,669
2	DEBT SCHEMES	7,105	61,08,881	2,110	6,58,74,881	5,338	24,31,639	1,526	2,84,86,609
3	LIQUID SCHEMES	65	1,06,318	47	8,24,016	7	8,964	20	1,57,289
4	OTHERS \$	1,122	15,65,968	4,057	57,20,571	-	-	-	-
	TOTAL	1,74,795	23,51,58,488	17,456	29,81,25,191	82,284	12,33,37,019	11,578	19,60,31,567

SL NO	EQUITY SCHEME NAME	31-Mar-17			31-Mar-16				
		COUNT	AMOUNT	REDEMPTION	COUNT	AMOUNT	REDEMPTION		
1	SUNDARAM INDIA LEADERSHIP FUND	4	15,618	94	9,47,884	-	-	-	-
2	SUNDARAM BALANCED FUND	738	25,25,943	64	12,43,468	170	18,20,243	61	12,92,283
3	SUNDARAM ENERGY FUND	2	8,935	1,056	2,58,29,654	-	-	-	-
4	SUNDARAM ENTERTAINMENT OPPORTUNITIES FUND	261	6,27,349	105	25,24,259	305	5,91,380	69	13,88,285
5	SUNDARAM EQUITY MULTIPLIER	2,836	59,91,384	318	85,51,077	1,233	21,20,267	410	72,96,786
6	SUNDARAM EQUITY PLUS	139	2,14,640	61	14,88,084	84	1,64,114	73	8,84,780
7	SUNDARAM FINANCIAL SERVICES OPPORTUNITIES FUND	781	17,52,945	125	29,55,780	515	14,59,391	117	21,96,047
8	SUNDARAM GROWTH FUND	2,942	1,18,69,934	251	30,74,000	3,194	1,12,33,627	385	29,94,048
9	SUNDARAM INFRASTRUCTURE ADVANTAGE FUND	6,168	65,93,401	991	2,73,83,949	1,818	63,73,343	1,931	3,48,36,316
10	SUNDARAM LONG TERM TAX ADVANTAGE FUND SERIES-I	-	-	2	666	7	1,290	-	-
11	SUNDARAM RURAL INDIA FUND	3,660	1,19,88,751	362	83,33,390	2,719	96,38,663	346	80,69,937
12	SUNDARAM S.M.I.L.E FUND	6,356	1,25,46,602	380	75,53,586	3,628	75,43,828	327	66,00,087
13	SUNDARAM SELECT FOCUS	7,882	1,78,66,002	719	1,44,61,323	1,575	55,73,493	551	1,04,53,071
14	SUNDARAM SELECT MICRO CAP SERIES I	358	1,78,77,772	23	77,380	36	1,51,1720	-	-
15	SUNDARAM SELECT MICRO CAP SERIES II	185	7,40,477	3	9,210	31	1,56,656	-	-
16	SUNDARAM SELECT MICRO CAP SERIES III	155	7,07,792	1	3,409	43	2,69,214	-	-
17	SUNDARAM SELECT MICRO CAP SERIES IV	176	6,01,137	-	54	1,77,743	-	-	-
18	SUNDARAM SELECT MICRO CAP SERIES V	180	6,52,793	1	2,181	1	8,286	-	-
19	SUNDARAM SELECT MICRO CAP SERIES VI	171	8,21,981	-	-	-	-	-	-
20	SUNDARAM SELECT MICRO CAP SERIES VII	91	2,51,142	-	-	-	-	-	-
21	SUNDARAM SELECT MID CAP	21,375	3,55,14,987	1,878	3,38,25,587	13,589	2,16,90,176	1,481	2,64,47,185
22	SUNDARAM SMALL CAP FUND	374	12,81,277	2,128	4,42,04,551	378	10,50,215	2,273	3,78,46,486
23	SUNDARAM SELECT THEMATIC FUNDS - PSU OPPORTUNITIES	2,227	91,38,713	422	73,61,070	350	9,99,827	130	23,33,299
24	SUNDARAM DIVERSIFIED EQUITY (formerly known as SUNDARAM TAX SAVER)	1,08,620	10,22,31,374	2,123	3,17,19,708	47,134	4,90,02,396	1,751	2,27,46,540
25	SUNDARAM TOP 100-SERIES-I	318	7,19,478	-	-	-	-	-	-
26	SUNDARAM TOP 100-SERIES-II	2	10,361	-	-	-	-	-	-





New No: 44
Old No: 23
CPR BOARD
CHENNAI
600 01B
* CHARTERED

1189

Sl No	Debt Scheme Name	Count	Amount	Dividend	Count	Amount	Redemption	Count	Amount
27	SUNDARAM TOP SERIES-III	-	-	-	-	-	-	-	-
28	SUNDARAM VALUE FUND SERIES-II	35	1,45,453	-	2	2,28,645	-	7	-
29	SUNDARAM WORLD BRAND FUND SERIES III	-	-	-	1	1,13,710	-	-	-
30	SUNDARAM GLOBAL ADVANTAGE FUND	467	7,71,152	-	132	38,63,171	-	108	16,52,607
31	SUNDARAM TAX SAVER 98	-	-	-	-	-	-	7	3,46,184
32	SUNDARAM TAX SAVER 97	71	8,25,770	-	-	-	73	8,70,531	3,728
	Total for Equity Schemes	1,66,574	22,82,03,161	11,242	22,57,05,723	76,939	12,08,96,416	10,032	16,73,87,669

Sl No	Debt Scheme Name	31-Mar-17		31-Mar-16		REDEMPTION COUNT	REDEMPTION AMOUNT
		COUNT	AMOUNT	COUNT	AMOUNT		
1	SUNDARAM GILT FUND	14	11,050	2	11,741	4	625
2	SUNDARAM FLEXIBLE FUND FLEXIBLE INCOME PLAN	73	46,330	31	25,872	8	14,109
3	SUNDARAM ULTRA SHORT-TERM	19	29,168	106	23,52,946	12	5,80,959
4	SUNDARAM BANKING & PSU DEBT FUND (formerly known as SUNDARAM FLEXIBLE FUND SHORT TERM PLAN)	114	81,412	26	1,67,608	145	3,71,755
5	SUNDARAM BOND SAVER	4,647	41,85,764	816	21,43,451	3,806	12,93,924
6	SUNDARAM INCOME PLUS	225	1,82,832	45	3,58,901	169	1,55,829
7	SUNDARAM SELECT DEBT SHORT-TERM ASSET PLAN	14	75,649	18	1,47,315	-	60,155
8	SUNDARAM MONTHLY INCOME PLAN-AGGRESSIVE PLAN	-	-	-	-	-	60,142
9	SUNDARAM MONTHLY INCOME PLAN (MODERATE)	1,860	11,49,738	340	11,95,421	1,201	10,87,432
10	SUNDARAM REGULAR SAVINGS FUND (formerly known as MONTHLY INCOME PLAN -CONSERVATIVE PLAN)	27	5,116	39	28,114	-	1,11,622
11	SUNDARAM HYBRID FUND-SERIES-A	-	-	5	3,30,887	-	-
12	SUNDARAM HYBRID FUND-SERIES-C	18	69,311	39	27,41,321	-	-
13	SUNDARAM HYBRID FUND-SERIES-F	8	12,608	1	12,045	-	-
14	SUNDARAM HYBRID FUND-SERIES-H	4	5,965	-	-	-	-
15	SUNDARAM HYBRID FUND-SERIES-K	2	8,155	-	-	-	-
16	SUNDARAM HYBRID FUND-SERIES-M	2	36,335	-	-	-	-
17	SUNDARAM HYBRID FUND-SERIES-N	1	1,382	-	-	-	-
18	SUNDARAM CAPITAL PROTECTION 2 YEARS - SERIES 1	-	-	29	1,50,58,583	-	4,79,838
19	SUNDARAM CAPITAL PROTECTION 2 YEARS - SERIES 2	-	-	8	4,61,547	-	28,73,162
20	SUNDARAM CAPITAL PROTECTION 2 YEARS - SERIES 3	-	-	2	86,634	-	1,87,444
21	SUNDARAM CAPITAL PROTECTION 2 YEARS - SERIES 4	-	-	5	1,75,955	-	3,00,873
22	SUNDARAM CAPITAL PROTECTION 3 YEARS - SERIES 1	-	-	8	2,43,598	-	2,77,636
23	SUNDARAM CAPITAL PROTECTION 3 YEARS - SERIES 2	-	-	166	73,34,450	-	71,44,025
24	SUNDARAM CAPITAL PROTECTION 3 YEARS - SERIES 3	-	-	15	6,32,491	-	6,57,348
25	SUNDARAM CAPITAL PROTECTION 3 YEARS - SERIES 4	-	-	12	32,39,230	-	28,74,066
26	SUNDARAM CAPITAL PROTECTION 3 YEARS - SERIES 5	-	-	5	12,50,898	-	11,15,793
27	SUNDARAM CAPITAL PROTECTION 3 YEARS - SERIES 6	-	-	5	20,01,833	-	16,93,090
28	SUNDARAM CAPITAL PROTECTION 3 YEARS - SERIES 7	-	-	15	11,37,489	-	10,35,350
29	SUNDARAM CAPITAL PROTECTION 3 YEARS - SERIES 9	-	-	16	23,26,538	-	40,53,236
30	SUNDARAM CAPITAL PROTECTION 5 YEARS - SERIES 1	-	-	4	62,505	-	51,450
31	SUNDARAM CAPITAL PROTECTION 5 YEARS - SERIES 2	-	-	36	23,97,263	-	-
32	SUNDARAM CAPITAL PROTECTION 5 YEARS - SERIES 3	-	-	57	97,43,223	-	-
33	SUNDARAM CAPITAL PROTECTION 5 YEARS - SERIES 4	-	-	43	86,65,255	-	-



Handwritten signature


SUNDARAM MUTUAL FUND

Annexure VI

SL NO	MONEY SCHEME NAME	31-Mar-17		31-Mar-16		DIVIDEND COUNT	DIVIDEND AMOUNT	REDEMPTION COUNT	REDEMPTION AMOUNT	DIVIDEND COUNT	DIVIDEND AMOUNT	REDEMPTION COUNT	REDEMPTION AMOUNT
		COUNT	AMOUNT	COUNT	AMOUNT								
34	SUNDARAM FIXED INTERVAL FUND - QTLY SR - PLAN A	52	47,106	31	53,193	-	-	-	-	-	-	54	8,057
35	SUNDARAM FIXED INTERVAL FUND - QTLY SR - PLAN B	8	12,974	52	1,14,488	-	-	-	-	-	-	64	41,467
36	SUNDARAM FIXED INTERVAL FUND - QTLY SR - PLAN C	2	4,447	25	6,15,194	-	-	-	-	-	-	37	162
37	SUNDARAM FIXED INTERVAL FUND - QTLY SR - PLAN D	2	5,085	46	1,11,884	-	-	-	-	-	-	56	1,132
38	SUNDARAM FIXED INTERVAL FUND - QTLY SR - PLAN E	3	13,849	44	1,77,630	-	-	-	-	-	-	55	8,062
39	SUNDARAM FIXED TERM PLAN-DP	-	-	1	20,497	-	-	-	-	-	-	1	29,804
40	SUNDARAM FIXED TERM PLAN-AG	9	1,18,388	3	1,34,613	-	-	-	-	-	-	2	1,13,571
41	SUNDARAM FIXED TERM PLAN-AW	-	-	1	44,715	-	-	-	-	-	-	2	3,95,979
42	SUNDARAM FIXED TERM PLAN-CB	-	-	1	8,675	-	-	-	-	-	-	-	-
43	SUNDARAM FIXED TERM PLAN-DU	-	-	1	10,918	-	-	-	-	-	-	1	29,424
44	SUNDARAM FIXED TERM PLAN-ES	-	-	1	1,33,653	-	-	-	-	-	-	-	-
45	SUNDARAM FIXED TERM PLAN-FM	-	-	1	18,972	-	-	-	-	-	-	-	-
46	SUNDARAM FIXED TERM PLAN-L	-	-	1	33,042	-	-	-	-	-	-	1	54,458
47	SUNDARAM FIXED TERM PLAN-XXX	-	-	1	1,838	-	-	-	-	-	-	-	-
48	SUNDARAM FIXED TERM PLAN-Z	-	-	3	27,216	-	-	-	-	-	-	71	10,47,642
49	SUNDARAM FIXED TERM PLAN-Y	-	-	2	9,656	-	-	-	-	-	-	3	16
50	SUNDARAM FIXED TERM PLAN-367 DAYS SERIES 4	-	-	1	9,617	-	-	-	-	-	-	1	3
51	SUNDARAM FIXED TERM PLAN 367 DAYS SERIES 5	-	-	1	15,969	-	-	-	-	-	-	-	-
52	SUNDARAM FIXED TERM PLAN-90 DAYS SERIES 8	-	-	1	6,149	-	-	-	-	-	-	-	-
53	SUNDARAM FIXED TERM PLAN SR AO	1	6,149	-	-	-	-	-	-	-	-	-	-
54	SUNDARAM FIXED TERM PLAN SR AR	-	-	-	-	-	-	-	-	-	-	3	6,141
55	SUNDARAM FIXED TERM PLAN SR AS	-	-	-	-	-	-	-	-	-	-	7	2,576
56	SUNDARAM FIXED TERM PLAN SR AV	-	-	-	-	-	-	-	-	-	-	1	11
57	SUNDARAM FIXED TERM PLAN SR AX	-	-	-	-	-	-	-	-	-	-	1	11
58	SUNDARAM FIXED TERM PLAN SR AY	-	-	-	-	-	-	-	-	-	-	1	1
59	SUNDARAM FIXED TERM PLAN SR AZ	-	-	-	-	-	-	-	-	-	-	1	2,528
60	SUNDARAM FIXED TERM PLAN SR BC	-	-	-	-	-	-	-	-	-	-	2	8
61	SUNDARAM FIXED TERM PLAN SR BI	-	-	-	-	-	-	-	-	-	-	1	9
62	SUNDARAM FIXED TERM PLAN SR BQ	-	-	-	-	-	-	-	-	-	-	6	38
63	SUNDARAM FIXED TERM PLAN SR CM	-	-	-	-	-	-	-	-	-	-	1	9
64	SUNDARAM FIXED TERM PLAN SR CQ	-	-	-	-	-	-	-	-	-	-	3	146
65	SUNDARAM FIXED TERM PLAN SR CS	-	-	-	-	-	-	-	-	-	-	1	6,533
66	SUNDARAM FIXED TERM PLAN SR DY	-	-	-	-	-	-	-	-	-	-	1	1
67	SUNDARAM FIXED TERM PLAN SR K	-	-	-	-	-	-	-	-	-	-	1	7,856
68	SUNDARAM FIXED TERM PLAN SR L2	-	-	-	-	-	-	-	-	-	-	4	1,19,762
69	SUNDARAM FIXED TERM PLAN SR 20	-	-	-	-	-	-	-	-	-	-	1	23,142
	Total for Debt Schemes	7,105	61,08,811	2,110	6,58,74,881	5,338	24,31,639	1,526	2,84,86,609				

SL NO	MONEY SCHEME NAME	31-Mar-17		31-Mar-16		DIVIDEND COUNT	DIVIDEND AMOUNT	REDEMPTION COUNT	REDEMPTION AMOUNT	DIVIDEND COUNT	DIVIDEND AMOUNT	REDEMPTION COUNT	REDEMPTION AMOUNT
		COUNT	AMOUNT	COUNT	AMOUNT								
1	SUNDARAM MONEY FUND	65	1,06,318	47	8,24,016	7	8,964	20	1,57,289				
	Total for Money Schemes		1,06,318	47	8,24,016	7	8,964	20	1,57,289				

§ - Amount collected from the banks relating to earlier years for which details are awaited.



Handwritten signature