

DERIVATIVES DISCLOSURE
Disclosure regarding Derivative positions pursuant to SEBI Circular no CIR/IMD/DF/11/2010 dated August 18, 2010

DETAILS OF INVESTMENTS IN DERIVATIVE INSTRUMENTS

A. Hedging Positions through Futures as on Mar 31, 2017



| Scheme Name | Underlying | Long/Short | Futures Price When Purchased | Current Price of the contract | Margin maintained in (Rs. in Lakhs) |
|---------------------------------------|--|------------|------------------------------|-------------------------------|-------------------------------------|
| Sundaram Select Micro Cap Series I | Ujivan Financial Services Ltd NSE Apr 2017 | Short | 429.36 | 423.85 | 31.32 |
| Sundaram Select Micro Cap Series II | Ujivan Financial Services Ltd NSE Apr 2017 | Short | 429.02 | 423.85 | 20.74 |
| Sundaram Select Micro Cap Series III | Ujivan Financial Services Ltd NSE Apr 2017 | Short | 428.05 | 423.85 | 15.50 |
| Sundaram Select Micro Cap Series IV | Ujivan Financial Services Ltd NSE Apr 2017 | Short | 428.23 | 423.85 | 10.42 |
| Sundaram Select Micro Cap Series V | Ujivan Financial Services Ltd NSE Apr 2017 | Short | 428.28 | 423.85 | 41.59 |
| Sundaram Select Micro Cap Series VI | Ujivan Financial Services Ltd NSE Apr 2017 | Short | 428.08 | 423.85 | 41.52 |
| Sundaram Select Micro Cap Series VII | Ujivan Financial Services Ltd NSE Apr 2017 | Short | 428.16 | 423.85 | 41.34 |
| Sundaram Select Micro Cap Series VIII | Ujivan Financial Services Ltd NSE Apr 2017 | Short | 428.76 | 423.85 | 31.18 |
| Sundaram Select Micro Cap Series IX | Ujivan Financial Services Ltd NSE Apr 2017 | Short | 428.99 | 423.85 | 20.73 |
| Sundaram Select Micro Cap Series X | Ujivan Financial Services Ltd NSE Apr 2017 | Short | 427.33 | 423.85 | 15.54 |
| Sundaram Select Midcap Fund | Ujivan Financial Services Ltd NSE Apr 2017 | Short | 21,469.25 | 21,469.15 | 640.64 |
| Sundaram Select Focus* | Bank Nifty NSE Apr 2017 | Short | | | 369.79 |

Total percentage of existing assets hedged through futures as a percentage of net assets

| Scheme Name | % |
|---------------------------------------|-------|
| Sundaram Select Micro Cap Series I | -0.88 |
| Sundaram Select Micro Cap Series II | -0.80 |
| Sundaram Select Micro Cap Series III | -0.80 |
| Sundaram Select Micro Cap Series IV | -0.84 |
| Sundaram Select Micro Cap Series V | -0.74 |
| Sundaram Select Micro Cap Series VI | -0.49 |
| Sundaram Select Micro Cap Series VII | -0.80 |
| Sundaram Select Micro Cap Series VIII | -0.83 |
| Sundaram Select Micro Cap Series IX | -0.84 |
| Sundaram Select Micro Cap Series X | -0.87 |
| Sundaram Select Midcap Fund | -0.21 |
| Sundaram Select Focus | -0.66 |

For the period ended Mar 31, 2017 following were the hedging transactions through futures which have been squared off/ expired

| Scheme Name | Total Number of contracts where futures were Bought | Total Number of contracts where future were Sold | Gross Notional value of contracts where futures were bought (Rs. in Lakhs) | Gross Notional value of contracts where futures were sold (Rs. in Lakhs) | Net Profit / (Loss) value on all contracts combined (Rs. in lakhs) |
|--|---|--|--|--|--|
| Sundaram Equity Multiplier Fund | | 452 | | 2,848.88 | (51.29) |
| Sundaram Select Focus | | 1,763 | | 9,492.32 | (307.81) |
| Sundaram Financial Services Opportunities Fund | | 255 | | 1,742.86 | (44.59) |
| Sundaram Equity Plus Fund | | 118 | | 640.76 | (12.02) |
| Sundaram Ultra Short Term | | 5,350 | | 11,129.01 | (1.23) |
| Sundaram PSU Opportunities Fund | | 16 | | 92.32 | (1.61) |
| Sundaram Entertainment Opportunities Fund | | 5 | | 28.88 | (0.50) |
| Sundaram Select Midcap Fund | | 1,361 | | 8,474.99 | 61.66 |
| Sundaram Value Fund Series III | | 8 | | 77.36 | 7.38 |
| Sundaram Rural India Fund | | 140 | | 1,104.00 | (61.91) |
| Sundaram Income Plus | | 1,000 | | 2,064.87 | 1.23 |



Handwritten signature

B. Other than hedging positions through futures as on Mar 31, 2017 :

| Scheme Name | Underlying | Long/Short | Futures Price When Purchased | Current Price of the contract | Margin maintained in (Rs. in Lakhs) |
|--|--|------------|------------------------------|-------------------------------|-------------------------------------|
| Sundaram Equity Multiplier Fund | Castrol India Ltd NSE Apr 2017 | Long | 431.85 | 433.15 | 389.89 |
| Sundaram Select Focus* | Maruti BSE Apr 2017 | Long | 6,017.94 | 6,048.15 | - |
| Sundaram Rural India Fund | Castrol India Ltd NSE Apr 2017 | Long | 431.95 | 433.15 | 1192.79 |
| Sundaram Rural India Fund | Power Finance Corporation Ltd NSE Apr 2017 | Long | 344.95 | 346.70 | |
| Sundaram Rural India Fund | State Bank of India BSE Apr 2017 | Long | 292.38 | 293.25 | |
| Sundaram Financial Services Opportunities Fund | Bank of Baroda BSE Apr 2017 | Long | 175.10 | 173.55 | 266.35 |

Total percentage of existing assets due to non-hedging positions as a percentage of net assets

| Scheme Name | % |
|--|------|
| Sundaram Equity Multiplier Fund | 0.56 |
| Sundaram Select Focus | 0.70 |
| Sundaram Rural India Fund | 3.21 |
| Sundaram Financial Services Opportunities Fund | 1.05 |

For the period ended Mar 31, 2017 following were the non-hedging transactions through futures which have been squared off / expired

| Scheme Name | Total Number of contracts where future were Bought | Total Number of contracts where future were Sold | Gross Notional value of contracts where futures were bought (Rs. in Lakhs) | Gross Notional value of contracts where futures were sold (Rs. in Lakhs) | Net Profit / (Loss) value on all contracts combined (Rs. in lakhs) |
|--|--|--|--|--|--|
| Sundaram Entertainment Opportunities Fund | 12 | | 47.10 | | (1.56) |
| Sundaram Ultra Short Term | 4000 | | 8,045.68 | | 2.02 |
| Sundaram Bond Saver | 1009500 | | 2,009.44 | | (0.63) |
| Sundaram Equity Multiplier Fund | 777 | | 4,486.33 | | 66.81 |
| Sundaram Equity Plus Fund | 63 | | 365.32 | | 16.15 |
| Sundaram Select short Term asset plan | 517 | | 1,041.59 | | 0.56 |
| Sundaram Income Plus | 357 | | 735.05 | | 0.16 |
| Sundaram Select Focus | 1726 | | 9,889.80 | | 89.54 |
| Sundaram Value Fund Series II | 14 | | 88.06 | | 0.76 |
| Sundaram Value Fund Series III | 99 | | 534.74 | | 14.59 |
| Sundaram Rural India Fund | 1515 | | 10,776.23 | | 252.89 |
| Sundaram Infrastructure Advantage Fund | 150 | | 997.80 | | (85.51) |
| Sundaram Select Midcap Fund | 2020 | | 13,778.07 | | (209.62) |
| Sundaram Gilt Fund | 2000000 | | 2,009.55 | | (2.02) |
| Sundaram Financial Services Opportunities Fund | 275 | | 1,869.30 | | 30.60 |



C. Hedging Positions through Put Options as on Mar 31, 2017

| Scheme Name | Underlying | Number of Contracts | Option Price when purchased | Current Option Price |
|-------------|------------|---------------------|-----------------------------|----------------------|
| Nil | | | | |

Total % of existing assets hedged through Put Option -

| Scheme Name | % |
|-------------|---|
| Nil | |

K. Anwar



[Signature]

For the period ended Mar 31, 2017, the following hedging transactions through options which have been already exercised/expired

| Scheme Name | Total Number of contracts entered into | Gross Notional Value of contracts (Rs. in Lakhs) | Net Profit/(Loss) on all contracts (Rs. in Lakhs) |
|--|--|--|---|
| Sundaram Equity Multiplier Fund | 1,065 | 96.02 | (51.82) |
| Sundaram Infrastructure Advantage Fund | 200 | 9.52 | (7.25) |
| Sundaram Select Focus | 1,706 | 107.58 | (92.17) |
| Sundaram Equity Plus Fund | 139 | 13.09 | (9.65) |
| Sundaram Financial Services Opportunities Fund | 377 | 25.58 | (5.20) |
| Sundaram Midcap Fund | 8,025 | 317.32 | 52.78 |
| Sundaram S.M.I.L.E Fund | 2,082 | 77.82 | 23.17 |
| Sundaram Select Micro Cap Series I | 40 | 1.51 | 4.33 |
| Sundaram Select Micro Cap Series II | 26 | 0.99 | 2.74 |
| Sundaram Select Micro Cap Series III | 22 | 0.84 | 2.24 |
| Sundaram Select Micro Cap Series IV | 16 | 0.61 | 1.68 |
| Sundaram Select Micro Cap Series V | 70 | 2.67 | 7.61 |
| Sundaram Select Micro Cap Series VI | 100 | 3.81 | 10.07 |
| Sundaram Select Micro Cap Series VII | 60 | 2.48 | 5.97 |
| Sundaram Select Micro Cap Series VIII | 44 | 1.82 | 4.76 |
| Sundaram Select Micro Cap Series IX | 26 | 1.07 | 2.70 |
| Sundaram Select Micro Cap Series X | 15 | 0.57 | 1.55 |
| Sundaram Select Small Cap Series II | 26 | 0.98 | 2.71 |
| Sundaram Select Small Cap Series III | 16 | 0.61 | 1.65 |
| Sundaram Select Small Cap Series IV | 16 | 0.61 | 1.65 |
| Sundaram Rural India Fund | 690 | 34.24 | 32.68 |
| Sundaram Value Fund Series I | 40 | 1.51 | 4.84 |

D. Other than Hedging Positions through options as on Mar 31, 2017 :

| Scheme Name | Underlying | Call/Put | Number of Contracts | Option Price when purchased | Current Option Price |
|------------------------------|----------------------------|----------|---------------------|-----------------------------|----------------------|
| Sundaram Select Focus | Nifty Option Dec 2017 8700 | Call | 0.33 | 2,032.24 | 918.18 |
| Sundaram Select Focus | Nifty Option Dec 2017 8300 | Call | 0.33 | 2,041.80 | 1,247.21 |
| Sundaram Select Focus | Nifty Option Dec 2017 8500 | Call | 0.33 | 2,040.75 | 1,070.70 |
| Sundaram Value Fund Series I | Nifty Option Dec 2017 8300 | Call | 1910 | 1,687.42 | 1,247.21 |

Total Exposure through Options other than hedging as a percentage of net assets

| Scheme Name | % |
|------------------------------|------|
| Sundaram Select Focus | # |
| Sundaram Value Fund Series I | 9.26 |


For the period ended Mar 31, 2017, the following non hedging transactions through options which have been already exercised/expired

| Scheme Name | Total Number of contracts entered into | Gross Notional Value of contracts (Rs. in Lakhs) | Net Profit/(Loss) on all contracts (Rs. in Lakhs) |
|--|--|--|---|
| Sundaram Select Focus | 713 | 26.33 | (24.56) |
| Sundaram Equity Multiplier Fund | 200 | 10.05 | (5.88) |
| Sundaram S.M.I.L.E Fund | 1 | 0.52 | (0.52) |
| Sundaram Growth Fund | 3270 | 2608.91 | (2,390.48) |
| Sundaram Rural India Fund | 450 | 15.45 | (15.65) |
| Sundaram Financial Services Opportunities Fund | 100 | 2.31 | (0.77) |


E. Hedging Positions through Swaps as on Mar 31, 2017 - Nil

Percentage to NAV of security is less than 0.01%

** Margin Maintained at scheme level



(Handwritten signature)



(Handwritten signature)