


SUNDARAM MUTUAL FUND



Notes Forming part of Financial Statements for the Year / Period 31st Mar 2017

List of Companies Who held more than 5% of net assets of the scheme and aggregate value of Investments made by the schemes in the said companies (one year prior to or after the date of Investments)

Name of the Company	The Scheme in which the investment has been made by the Company	Date of Investment	Holding as % of the Net Assets of the relevant Scheme	The scheme which has made Investment in the Company	(Rs. In Lakhs)	
					Cost (Rs. In Lakhs)	Holdings as on 31.03.2017 Market Value In Lakhs
Bajaj Auto Limited	Sundaram Fixed Term Plan HM	27.06.2016	23.57	SRURAL	661.88	-
	Sundaram Fixed Term Plan HS	12.08.2016	23.25	SSN100	24.05	17.06
				STOP1	98.57	-
				STOP2	55.32	-
				STOP3	67.28	-
				STOP4	53.14	41.58
				STOP5	52.84	41.32
				SUNGRO	222.10	-
			SUNVALF2	36.87	-	
Bank of India	Sundaram Select Debt Short Term Fund	02.01.2017	11.18	SUNBAL	1,000.00	996.18
	Sundaram Smart Nifty 100 Equal Weight Fund	12.01.2017	21.44	SUNFOP	169.11	-
	Sundaram Select Debt Short Term Fund	15.11.2016	12.66	SUNMIA	400.00	524.65
	Sundaram Select Debt Short Term Fund	03.10.2016	6.43	SUNMIP	100.00	-
	Sundaram Select Debt Short Term Fund	07.11.2016	10.35			
	Sundaram Select Debt Short Term Fund	05.10.2016	8.60			
Canara Bank	Sundaram Select Debt Short Term Fund	02.01.2017	6.71	DEBTST	11,550.74	-
	Sundaram Select Debt Short Term Fund	03.10.2016	6.43	MIDCAP	2,350.84	-
	Sundaram Select Debt Short Term Fund	13.07.2016	11.01	SFRSTP	40,524.95	-
				SLIQ+	81,217.50	-
				SMON	50,796.98	-
				SUNBDS	1,409.35	-
				SUNFOP	242.54	-
				SUNIP	976.61	-
Dewan Housing Finance Corporation	Sundaram Income Plus Fund	03.02.2017	11.04	DEBTST	21,818.69	8,030.48
	Sundaram Income Plus Fund	23.01.2017	5.74	SFTPGG	240.00	240.99
	Sundaram Ultra Short Term Fund	16.01.2017	12.06	SHYBD	200.00	-
	Sundaram Ultra Short Term Fund	13.01.2017	8.94	SHYBM	2,500.00	2,528.31
	Sundaram Ultra Short Term Fund	11.01.2017	7.15	SHYBN	1,500.00	1,519.01
	Sundaram Money Fund	13.10.2016	7.16	SLIQ+	34,052.79	14,478.66
	Sundaram Select Debt Short Term Fund	02.12.2016	9.66	SMON	140,132.10	15,927.15
	Sundaram Select Debt Short Term Fund	21.10.2016	9.67	SUNBDS	1,305.99	1,185.36
	Sundaram Select Debt Short Term Fund	01.12.2016	9.66	SUNIP	3,331.46	4,023.04
	Sundaram Ultra Short Term Fund	03.10.2016	9.26	SUNMIA	503.90	1,339.57
	Sundaram Money Fund	21.09.2016	6.75			
	Sundaram Money Fund	14.09.2016	7.08			
EID Parry (India) Ltd	Sundaram Income Plus Fund	02.01.2017	15.54	SRURAL	21.88	-
	Sundaram Income Plus Fund	27.10.2016	16.20			
Indian Bulls Housing Finance Ltd	Sundaram Money Fund	01.07.2016	7.96	DEBTST	8,452.21	-
		27.03.2017	7.40	SLIQ+	32,997.49	8,036.32
	Sundaram Flexible Income Fund	11.11.2016	18.76	SMON	1,69,746.90	39,165.46
		23.11.2016	23.16	SSN100	23.56	17.31
		03.10.2016	7.10	STOP6	104.22	109.76
		10.11.2016	13.99	STOP7	68.94	69.28
	Sundaram Select Debt short asset plan	29.09.2016	8.70	SUNIP	3,127.36	-
		30.09.2016	12.47	SUNMIA	565.07	-
	Sundaram Ultra short term plan	05.07.2016	11.32			
Maruthi Suzuki India Limited	Sundaram Money Fund	18.05.2016	5.20	CAPEXG	1,322.86	1,438.41
		23.05.2016	6.90	CPSSR7	66.84	96.37
				CPSSR8	58.14	85.60
				MULTIP	-1,430.10	300.79
				SFOCUS	1,079.43	1,657.75
				SHYBF	12.94	46.32
				SHYBH	11.21	39.10
				SHYBK	19.12	34.71
				SHYBM	300.17	187.75
				SHYBN	135.30	101.91
				SHYBO	81.44	79.41
				SHYBP	57.46	54.14
				SRURAL	5,706.96	2,707.07
				SSN100	26.32	17.33
				STAX	2,813.30	2,178.83
				STOP1	240.50	278.89
				STOP2	129.18	157.61
				STOP3	217.00	190.52
				STOP4	84.26	154.72
				STOP5	83.86	153.82
				STOP6	114.54	114.54
				STOP7	72.37	72.49
				SUNBAL	560.81	270.71
				SUNEOP	15.81	-
				SUNEPL	41.45	90.24
				SUNGRO	17.96	-
				SUNPSU	32.75	-
				SUNVALF3	70.92	-



Name of the Company	The Scheme in which the Investment has been made by the Company	Date of Investment	Holding as % of the Net Assets of the relevant Scheme	The scheme which has made Investment in the Company	Cost (Rs. in Lakhs)	Holdings as on 31.03.2017 Market Value in Lakhs			
Petronet LNG Ltd	Sundaram Flexible Short Term Fund	24.06.2016	5.61	MIDCAP	4,198.16	4,580.32			
				MULTIP	267.19	-			
				SLTAX1	25.65	30.24			
				SLTAX2	20.52	24.19			
				SSN100	17.34	17.31			
				STAX	1,447.06	1,528.16			
				SUNBAL	718.98	665.20			
				SUNMIA	126.74	-			
Reliance Industries Limited	Sundaram Select Debt Short asset fund	27.03.2017 26.12.2016 29.12.2016	21.68 7.28 13.99	CP5SR7	110.97	143.56			
				CP5SR8	99.66	128.26			
				MULTIP	1,514.95	1,056.72			
				SFOCUS	619.80	1,945.33			
				SHYBM	39.62	243.72			
				SHYBN	15.32	168.52			
				SHYBO	98.80	127.80			
				SHYBP	69.15	89.46			
				SLTAX1	52.90	132.09			
				SLTAX2	95.11	109.63			
				SSN100	24.31	17.41			
				STAX	4,081.83	4,049.34			
				STOP6	111.88	116.65			
				STOP7	74.40	74.62			
				SUNBAL	624.98	528.36			
				SUNEPL	50.28	211.34			
				SUNVALF2	105.79	132.09			
SUNVALF3	161.77	145.30							
Reliance Ports and Terminals Limited	Sundaram Select Debt Short asset fund	06.10.2016 07.10.2016 23.08.2016	6.38 6.26 9.20	DEBTST	1,000.00	-			
				SFRLTP	7,440.12	4,074.18			
Reliance Utilities and Power Private Limited	Sundaram Select Debt Short Term Fund	30.03.2017	7.79	DEBTST	7,087.86	-			
				Sundaram Money Fund	22.03.2017	5.20	SFRSTP	2,612.27	-
				Sundaram Flexible Income Fund	07.10.2016	14.78	SLIQ+	9,047.38	-
				Sundaram Flexible Income Fund	06.10.2016	14.79			
Reliance Jio Infocomm Ltd (Subsidiary of Reliance Industries Ltd)				DEBTST	4,000.00	4,061.19			
				SLIQ+	3,523.24	-			
				SMON	30,743.59	-			
				SUNIP	493.91	-			
State Bank of India	Sundaram Ultra Short Term Fund	02.01.2017 30.11.2016 01.09.2016	5.84 5.41 5.41	CP5SR7	65.19	93.94			
				CP5SR8	56.57	83.39			
				MULTIP	1,114.06	821.52			
				SFOCUS	174.66	1,232.94			
				SHYBF	16.41	55.60			
				SHYBH	12.87	46.67			
				SHYBM	16.83	194.10			
				SHYBN	7.65	93.33			
				SHYBO	47.54	72.75			
				SHYBP	35.71	50.33			
				SLTAX1	162.46	117.36			
				SLTAX2	89.84	88.02			
				SRURAL	2,932.54	2,053.80			
				SSN100	21.80	17.11			
				STAX	510.96	2,417.02			
				STOP4	9.49	113.47			
				STOP5	9.43	112.44			
				SUNBAL	1,868.91	2,018.57			
				SUNEPL	51.03	146.70			
				SUNFOP	4,192.31	1,085.58			
SUNVALF2	26.57	29.34							
SUNVALF3	51.83	82.20							
State Bank of Bikaner & Jaipur (Subsidiary of State Bank of India)				MICAP1	61.24	-			
				MICAP10	55.83	-			
				MICAP2	38.98	-			
				MICAP3	54.09	-			
				MICAP4	24.59	-			
				MICAP5	94.68	-			
				MICAP6	117.13	-			
				MICAP7	74.63	-			
				MICAP8	146.02	-			
				MICAP9	86.38	-			
MULTIP	160.97	-							
State Bank of Hyderabad (Subsidiary of State Bank of India)				SLIQ+	2,350.83	-			
State Bank of Mysore (Subsidiary of State Bank of India)				MULTIP	162.40	-			



Name of the Company	The Scheme In which the Investment has been made by the Company	Date of Investment	Holding as % of the Net Assets of the relevant Scheme	The scheme which has made Investment in the Company	Cost (Rs. In Lakhs)	Holdings as on 31.03.2017 Market Value in Lakhs
State Bank of Patiala (Subsidiary of State Bank of India)				SMON	989.42	-
Syndicate Bank Limited	Sundaram Select Debt Short Term Fund	03.10.2016	8.03	SMON	23,682.02	-
	Sundaram Ultra Short Term Fund	04.04.2016	7.24			
	Sundaram Select Debt Short Term Fund	04.04.2016	18.48			
	Sundaram Select Debt Short Term Fund	01.07.2016	9.22			
	Sundaram Ultra Short Term Fund	01.07.2016	5.86			
TATA Consultancy Services Limited	Sundaram Money Fund	12.01.2017	8.19	CP5SR7	88.93	-
		02.02.2017	9.11	CP5SR8	79.93	-
		27.03.2017	7.84	MULTIP	1,180.04	486.36
		14.03.2017	8.85	SHYBM	29.50	125.16
		10.03.2017	9.09	SHYBN	23.35	10.92
		11.01.2017	8.42	SHYBO	99.40	-
		22.12.2016	6.51	SHYBP	35.53	-
		26.12.2016	7.27	SSN100	24.30	17.29
		29.12.2016	9.23	STOP6	36.00	35.55
				STOP7	22.27	22.32
				SUNBAL	206.54	437.72
				SUNEPL	57.00	121.59
				SUNGRO	32.37	-
The National Bank For Agriculture And Rural Development	Sundaram Money Fund	17.02.2017	6.89	CP5SR7	804.07	165.21
		30.01.2017	7.54	CP5SR8	630.75	196.19
		06.03.2017	8.89	DEBTST	53,484.48	15,810.11
		22.11.2016	8.20	SFRLLTP	2,534.37	-
		30.06.2016	9.28	SFRSTP	24,015.99	9,637.23
		20.05.2016	8.85	SFTPGG	102.05	-
		20.04.2016	5.34	SFTPGY	6,518.36	8,634.91
		17.05.2016	7.59	SFTPHA	2,400.00	2,431.17
		23.08.2016	9.45	SFTPHB	7,200.00	7,290.75
		29.07.2016	8.58	SFTPHC	1,925.74	2,152.86
		18.07.2016	7.32	SFTPHM	260.60	507.45
		12.09.2016	6.42	SHYBM	1,500.00	2,126.70
		28.07.2016	7.15	SHYBN	600.00	860.64
		22.09.2016	9.57	SHYBO	806.54	530.23
				SLIQ+	1,46,547.85	23,743.82
				SMON	1,60,079.35	12,624.07
				SUNBDS	1,481.34	-
				SUNIP	10,394.17	5,458.86
				SUNMIA	801.03	-
				SUNMIC	240.56	223.28
THE RATNAKAR BANK LTD	Sundaram Ultra Short Term Fund	15.03.2017	6.21	MIDCAP	23.02	-
	Sundaram Select Debt Short Term Fund	05.08.2016	9.20	MULTIP	240.00	-
				SLTAX1	50.02	-
				SLTAX2	41.60	-
				SMALL2	133.55	-
				SMALL3	82.31	-
				SMALL4	92.25	-
				SRURAL	23.02	-
				STAX	15.35	-
				SUNBAL	140.12	-
				SUNFOP	139.96	138.47
				SUNMIA	108.61	-
				SUNVALF1	1.53	-
				SUNVALF2	1.53	-
				SUNVALF3	3.07	-
WIPRO Limited	Sundaram Money Fund	30.03.2017	6.86	MULTIP	868.78	283.64
		13.01.2017	5.34	SFOCUS	377.75	-
		14.03.2017	6.15	SRURAL	514.12	-
		31.03.2017	7.7	SSN100	24.24	17.22
		15.03.2017	7.27	SUNEPL	22.27	77.36
		28.02.2017	5.93	SUNGRO	12.68	-
		31.03.2017	7.7			
		25.01.2017	6.33			
		07.12.2016	5.07			
		04.10.2016	5.91			
		30.12.2016	5.51			
		17.05.2016	5.79			
		29.09.2016	5.95			

The investment have been made by the schemes keeping in view of the fundamentals and long term prospects of the Companies.

