

Independent auditor's report on the financial statements
To the Board of Trustees of Sundaram Mutual Fund

1. Report on the Financial Statements.

We have audited the accompanying financial statement of Sundaram Mutual Fund **SUNDARAM FIXED TERM PLAN - SERIES EX** as at 31/03/2016, which comprise the Balance Sheet, the Revenue Account for the Period ended 07/04/2015 and a summary of significant accounting policies and other explanatory information

2. Management's Responsibility for the Financial Statements

The Management is responsible for the preparation of these financial statements that give a true and fair view of the financial position, financial performance of the Sundaram Mutual Fund **SUNDARAM FIXED TERM PLAN - SERIES EX** in accordance with the Eleventh Schedule of Securities and Exchange Board of India (Mutual Funds) Regulations, 1996 ("The Regulations"). This responsibility also includes maintenance of adequate accounting records in accordance with the provisions of the Regulations for safeguarding the assets of the Mutual fund and for preventing and detecting frauds and other irregularities; selection and application of appropriate accounting policies; making judgments and estimates that are reasonable and prudent; and design, implementation and maintenance of adequate internal financial controls, that were operating effectively for ensuring the accuracy and completeness of the accounting records, relevant to the preparation and presentation of the financial statements that give a true and fair view and are free from material misstatement, whether due to fraud or error.

3. Auditors Responsibility

Our responsibility is to express an opinion on these financial statements based on our audit. We conducted our audit in accordance with the Standards on Auditing issued by the Institute of Chartered Accountant of India. Those standards require that we comply with ethical requirements and plan and perform the audit to obtain reasonable assurance about whether the financial statements are free from material misstatement.

An audit involves performing procedures to obtain audit evidence about the amounts and the disclosures in the financial statements. The procedures selected depend on the auditor's judgment, including the assessment of the risks of material misstatement of the financial statements, whether due to fraud or error. In making those risk assessments, the auditor considers internal financial control relevant to the Mutual fund's preparation of the financial statements that give a true and fair view in order to design audit procedures that are appropriate in the circumstances, but not for the purpose of expressing an opinion on whether the mutual fund has in place an adequate internal financial controls system over financial reporting and the operating effectiveness of such controls. An audit also includes evaluating the appropriateness of the accounting policies used and the reasonableness of the accounting estimates made by the Management, as well as evaluating the overall presentation of the financial statements.

We believe that the audit evidence we have obtained is sufficient and appropriate to provide a basis for our audit opinion on the financial statements.

4. Opinion

In our opinion and to the best of our information and according to the explanations given to us, the said statements together with the notes forming part of Accounts give the information required by "The Regulations" in the manner so required and give a true and fair view in conformity with the accounting principles generally accepted in India :



SUNDARAM & SRINIVASAN

CHARTERED ACCOUNTANTS

23, C.P. RAMASWAMY ROAD,
ALWARPET, CHENNAI - 600 018.

- a. In case of Balance sheet, of the state of affairs of Sundaram Mutual fund, **SUNDARAM FIXED TERM PLAN - SERIES EX** as at 31/03/2016
- b. In the case of Revenue Account of the Surplus of Sundaram Mutual fund **SUNDARAM FIXED TERM PLAN - SERIES EX** for the Period ended on 07/04/2015.


5. Report on Other Legal and Regulatory Requirements

As required by Regulation 55 of Securities and Exchange Board of India (Mutual Funds) Regulations, 1996 we report that:

1. We have **sought and** obtained all the information and explanations, which to the best of our knowledge and belief were necessary for the purpose of our audit.
2. The Balance sheet, and Revenue Account **dealt with by this Report** are in agreement with the books of accounts of the Sundaram Mutual Fund.
- 3.a. The accounts have been prepared in accordance with accounting policies and standards as specified in the Ninth Schedule of "The Regulations".
- b. In our opinion, the valuation methods adopted by the fund for valuation of non-traded securities, "in good faith" are fair and reasonable.

For and on behalf of **SUNDARAM & SRINIVASAN**
Chartered Accountants (FRN No:0042075)

Place: Chennai
Date : 30th June 2016


K.SRINIVASAN
Partner
Membership No. 5809



BALANCE SHEET AS AT 31st MARCH, 2016

	SCHEDULE NO.	31-Mar-16	31-Mar-15
		Rs.	Rs.
LIABILITIES			
Unit Capital	1	-	753,785,640
Reserves & Surplus	2	-	81,743,539
Current Liabilities & Provisions	3	14,788	60,904
		14,788	835,590,083
ASSETS			
Investments	4	-	835,273,223
Other Current Assets	5	14,788	316,860
		14,788	835,590,083


Notes on Accounts

8

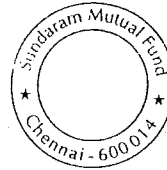
As per our Report of even date

For
Sundaram & Srinivasan
Chartered Accountants
(FRN.: 004207S)

For
Sundaram Mutual Fund



K Srinivasan
Partner
(M.NO : 5809)



Authorised Signatory

Place : Chennai
Date : 30th June 2016

REVENUE ACCOUNT FOR THE PERIOD FROM 01.04.2015 TO 07.04.2015

	Schedule No.	01.04.2015 to 07.04.2015		01.04.2014 to 31.03.2015	
		Rs.	Rs.	Rs.	Rs.
REVENUE					
Interest	6	1,365,585		72,501,843	
Net profit on inter scheme transfer / sale of investments		-		992,111	
Net diminution on value of investments written back		17,443		43,026	
TOTAL (A)		1,383,028	1,383,028	73,536,980	73,536,980
EXPENSES					
Net diminution in value of investment	7			12,049	
Management fee		14,378		719,745	
Service Tax on AMC Fee		1,777		88,961	
Custodian charges		3,399		44,421	
Trusteeship fee		800		40,024	
Commission to Agents		4,169		140,239	
Audit fee		17,207		12,134	
Other Operating expenses		(0)		3,931	
Investor Education Fees		3,199		160,092	
SEBI Fees		10,650		3,595	
TOTAL (B)		55,579	55,579	1,225,191	1,225,191
SURPLUS / (DEFICIT) (A-B)			1,327,449		72,311,789
Add/(Less) : Balance in Equalisation Account			83,070,988		-
Surplus /(Deficit) transferred to Balance Sheet			84,398,437		72,311,789


Notes on Accounts

8

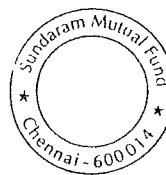
As per our Report of even date

For
Sundaram & Srinivasan
Chartered Accountants
(FRN.: 004207S)

K Srinivasan
Partner
(M.NO : 5809)



For
Sundaram Mutual Fund



Authorised Signatory

Place : Chennai
Date : 30th June 2016

1073

SCHEDULE : 1**Unit Capital**


	31/03/2016		31/03/2015	
	Units	Rs.	Units	Rs.
Initial capital	75,378,564	753,785,640	75,378,564	753,785,640
Unit Capital				
Opening Capital	75,378,564	753,785,640	75,378,564	753,785,640
Add: Units sold during the Period	-	-	-	-
	75,378,564	753,785,640	75,378,564	753,785,640
Less : Units repurchased during the Period	75,378,564	753,785,640	-	-
Units at the end of the Period	-	-	75,378,564	753,785,640
				753,785,640

SCHEDULE : 2**Reserves & Surplus**

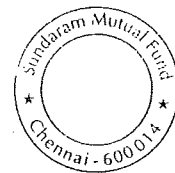
	31/03/2016		31/03/2015	
	Rs.	Rs.	Rs.	Rs.
General Reserve				0
Opening Balance	81,743,539	-	9,431,750	
Add / (Less): Transfer from Revenue Account	84,398,437	-	72,311,789	
				81,743,539
Unrealised appreciation reserve				
Opening Balance	-	-	1,727,051	
Add/(Less) Net unrealized appreciation for the Period	-	-	(1,727,051)	
Unrealised Appreciation Reserve (Schedule 7)				
				81,743,539

SCHEDULE : 3**Current Liabilities & Provisions**

	31/03/2016	31/03/2015
	Rs.	Rs.
Sundry Creditors	14,788	53,733
Others	-	7,171
	14,788	60,904



Handwritten signature or initials.





SCHEDULE : 4**Investments**

	31/03/2016	31/03/2015
	Rs.	Rs.
Certificate of Deposits	-	499,252,794
Others - Reverse Repo / CBLO	-	2,695,613
Zero Coupon Bond	-	333,324,816
	-	835,273,223

SCHEDULE : 5**Other Current Assets**

	31/03/2016	31/03/2014
	Rs.	Rs.
Balance with banks in Current Accounts	10,450	129,352
CBLO Margin Account	-	137,003
Repo Margin Account	-	49,774
Outstanding and accrued Income	-	731
Others	4,338	-
	14,788	316,860





SCHEDULE : 6**Interest**

	01.04.2015 to 07.04.2015	01.04.2014 to 31.03.2015
	Rs.	Rs.
Interest from banks and others	183,872	636,415
Discounting Charges	1,181,713	71,865,428
	1,365,585	72,501,843

SCHEDULE : 7**Net unrealised appreciation/ (diminution) in value of Investments**

	31/03/2016	31/03/2015
	Rs.	Rs.
Diminution in value of investments		
Zero Coupon Bond	-	5,394
Certificate of Deposits	-	12,049
Diminution in value of investments transferred to Revenue account	-	17,443
	-	



SUNDARAM MUTUAL FUND
SUNDARAM FIXED TERM PLAN EX
Schedules forming part of the Balance Sheet as at 31-Mar-2016
and the Revenue Account for the Period from 01.04.2015 to 07.04.2015

SCHEDULE 8*All amounts mentioned rupees in lakhs***NOTES ON ACCOUNTS****1 SIGNIFICANT ACCOUNTING POLICIES****1.1. INVESTMENTS**

Investment transactions are accounted on trade dates at cost including brokerage, stamp duty and other levies.

Investments are marked to market. In valuing the Scheme's investments:

a) Government Securities

Government Securities are valued at the prices obtained from CRISIL & ICRA in accordance with the guidelines for valuation of securities for mutual funds issued by SEBI.

Instruments bought on 'repo' basis have been valued at the resale price after deduction of applicable interest up to date of resale.

b) Other Securities

Traded Securities are valued at the last quoted closing price on the stock exchange. Non-traded / thinly traded securities are valued in good faith and in true and fair manner through appropriate valuation policies and procedures.

For securities having residual maturity of less than 60 days are valued on the basis of amortisation or reference prices as per the valuation policy. With effect from 29th November 2013, securities having residual maturity of more than 60 days are valued based on the scrip level prices provided by AMFI approved agencies viz., CRISIL & ICRA in line with AMFI Circular No.42/2013-14 dated 19th November 2013.

In accordance with the guidance note on accounting for investments in the financial statement of mutual funds issued by The Institute of Chartered Accountants of India, the investments are valued separately category-wise and the net unrealised appreciation is directly transferred to unrealised appreciation reserve and the net diminution is debited to revenue account.

1.2. INCOME RECOGNITION

(i) Profit/Loss on sale of investments is recognised on the trade dates based on weighted average cost method.

(ii) Income on investments is accounted on accrual basis.

(iii) Other income is accounted on cash basis.

1.3. EXPENSES

Expenses are accounted for on accrual basis.

2 INVESTMENT MANAGER FEES

Management fee is computed on daily average net assets as under:

Description	01.04.2015 - 07.04.2015	01.04.2014 to 31.03.2015
Average daily net asset value	8,362.88	8,044.61
Management fee @ 0.10% of average daily net asset value. (Previous year 0.09%)	0.14	7.20

3 INVESTMENTS MADE IN COMPANIES WHO HAVE INVESTED MORE THAN FIVE PERCENT OF THE NET ASSET VALUE OF THE SCHEMES OF SUNDARAM MUTUAL FUND.

As Per Annexure - I


4 AGGREGATE VALUE OF PURCHASES & SALES MADE DURING THE PERIOD.

The aggregate value of investments purchased and sold (including matured) during the Period, as a percentage of average daily net asset value is as under :

Description	01.04.2015 -07.04.2015	01.04.2014 to 31.03.2015
PURCHASE VALUE (AMOUNT)	-	9,546.54
%	0.00%	119.26%
SALES VALUE (AMOUNT)	8,337.77	9,552.08
%	99.70%	119.33%



1077



5 AGGREGATE FAIR VALUE OF NON-TRADED / THINLY TRADED INVESTMENTS

Aggregate Fair Value of non traded / thinly traded investments valued in "good faith" exceeding 5% of the Net Asset Value as at the end of the Period. :

Description	07.04.2015	31.03.2015
Aggregate Fair Value of non traded / thinly traded investments valued in "good faith" exceeding 5% of the Net Asset Value as at the end of the Period.	-	8,225.94
% to the asset under management	0.00%	98.46%

6 INCOME / EXPENDITURE

The total income and expenditure as a percentage of the daily average net assets, on an annualised basis, are given below.

DESCRIPTION	01.04.2015 -07.04.2015	01.04.2014 to 31.03.2015
INCOME	8.65%	9.19%
EXPENDITURE #	0.35%	0.15%

Total expenses charged includes service tax on management fees charged to the investor over and above the normal expense charged as per SEBI CIR/IMD/DF/21/2012 dated September 13,2012.

7 CONTINGENT LIABILITY

Contingent liability as at 31st March 2016 is Rs. Nil. Previous Year Rs. Nil

8 AMOUNT PAID TO SPONSORS / ASSOCIATES

	01.04.2015 - 07.04.2015	01.04.2014 to 31.03.2015
Sundaram Finance Ltd (Sponsor)	NIL	NIL
Sundaram BNP Paribas Funds Services Ltd (R & T) With effect from 01st Oct, 2012, R&T fees and charges was absorbed by AMC.	NIL	NIL
IndusInd Bank (Associate) @	NIL	NIL

@ Indusind Bank ceased to be an associate with effect from 27 June 2015

9 TOTAL VALUE OF INVESTMENTS FALLING UNDER EACH MAJOR INDUSTRY GROUP WHICH CONSTITUTES NOT LESS THAN 5% OF THE TOTAL INVESTMENTS IS AS BELOW:

(% of total investment within the classification)

NIL

10 PORTFOLIO DISCLOSURE

Full portfolio of the scheme is NIL

11 MOVEMENT IN UNIT CAPITAL

As Per Schedule-I

12 ACCOUNTING STANDARD 17 ON SEGMENT REPORTING

As the Financial Statements are prepared separately on each scheme, no further disclosure under Accounting Standard 17 on segment reporting issued by the Institute of Chartered Accountants of India is considered necessary. There is no secondary reporting segment.

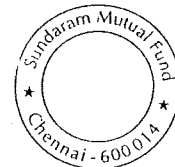
13 ACCOUNTING STANDARD 18 ON RELATED PARTY DISCLOSURES

Related party disclosures as required by the Accounting Standard 18 - "Related Party Disclosures" issued by the Institute of Chartered Accountants of India are given as Annexure - IV

14 Investor Education & Awareness Initiatives (IEAI)

An annual charge of minimum 2bps (0.02% p.a.) of daily net assets, being part of total recurring expenses is set aside for IEAI as mandated by SEBI vide circular no. CIR/IMD/21/DF/21/2012 dated September 13, 2012. Accordingly accrued balance is transferred on periodic basis to a separate bank account maintained for the purpose. These funds are utilized by the AMC in accordance with SEBI Regulations.

The balances pending utilization are deployed in money market instruments. Movement of IEAI balances are provided in Annexure VII.



1078