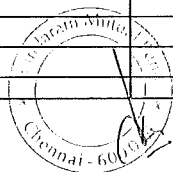



Notes Forming part of Financial Statements for the Year / Period ended 31st March 2016

List of Companies Who held more than 5% of net assets of the scheme and aggregate value of investments made by the schemes in the said companies
(one year prior to or after the date of Investments)



(Rs. In lakhs)						
Name of the Company	The Scheme in which the Investment has been made by the Company	Date of Investment	Holding as % of the Net Assets of the relevant Scheme	The scheme which has made Investment in the Company	Cost (Rs. In Lakhs)	Holdings as on 31.03.2016 Market Value in Lakhs
Asian Paints	Sundaram Fixed Term Plan GU	21.01.2015	24.98	MULTIP	159.94	-
				SFOCUS	403.62	-
				SHYBA	3.99	12.20
				SHYBC	3.89	8.91
				SHYBD	9.65	15.64
				SHYBF	7.41	11.65
				SHYBH	1.97	3.33
				SHYBK	4.26	6.28
				SRURAL	743.10	455.34
				STOP1	54.20	91.74
				STOP2	33.74	51.53
				STOP3	41.48	56.88
				STOP4	147.84	43.74
				STOP5	171.95	43.60
				SUNEPL	125.55	60.79
				SUNGRO	841.24	283.88
				SHYBM	35.26	34.61
SHYBN	15.90	15.61				
SUNBAL	183.54	195.39				
CP5SR7	10.05	10.17				
SHYBO	8.83	8.93				
SHYBP	3.25	3.32				
Bajaj Auto Ltd	Sundaram Fixed Term Plan GU	21.01.2015	24.98	SUNGRO	842.76	-
	Sundaram Money Fund	27-Jan-2016	5.27	SRURAL	661.89	353.89
				STOP1	98.58	105.12
				STOP2	55.32	56.99
				STOP3	67.28	71.75
				STOP4	53.13	56.68
				STOP5	52.84	56.37
SUNVALF2	36.87	39.70				
SFOCUS	257.73	-				
Bharti Airtel	Sundaram Money Fund	30.03.2015	5.64	MULTIP	223.35	175.40
				SFOCUS	880.94	526.20
				SHYBF	18.08	19.24
				SHYBH	16.41	18.48
				SHYBK	14.55	14.92
				SHYBM	96.13	80.39
				SHYBN	43.90	35.91
				STAX	1,503.93	-
				SUNBAL	17.12	-
				SUNGRO	1,598.68	344.03
				SRURAL	611.61	-
CP5SR7	12.45	12.38				
SHYBO	11.83	11.77				
SHYBP	4.01	3.91				
Cairns India	Sundaram Money Fund	22-Jul-2014	9.68	SHYBF	12.55	5.46
	Sundaram Money Fund	24-Jul-2014	9.37	SHYBH	8.46	3.73
	Sundaram Money Fund	31-Jul-2014	9.80	SHYBK	8.30	3.52
	Sundaram Money Fund	4-Sep-2014	5.31	SUNGRO	372.66	-
Grasim Industries Ltd	Sundaram Banking & PSU Debt Fund	27.03.2015	13.98	SUNGRO	572.98	171.37
				MULTIP	560.53	192.21
				SFOCUS	372.96	384.42
				SRURAL	331.86	-
SUNVALF3	89.08	96.10				
Hindalco Industries Ltd	Sundaram Income Plus	26.02.2015	32.92	DEBTST	493.41	-
	Sundaram Banking & PSU debt fund	27.03.2015	13.98	SFOCUS	693.70	-
	Sundaram Banking & PSU debt fund	29.06.2015	5.93	SHYBA	4.01	2.44
	Sundaram Banking & PSU debt fund	30.06.2015	5.93	SHYBC	3.90	2.38
	SUNDARAM BANKING & PSU DEBT FUND	30-Mar-2016	19.7	SHYBD	9.68	5.90
	SUNDARAM BANKING & PSU DEBT FUND	31-Mar-2016	19.7	SHYBF	6.92	4.01
	SHYBH	4.55	2.58			
	SHYBK	4.76	2.42			
	STOP1	54.11	-			
STOP2	34.35	-				
STOP3	41.32	-				
SUNGRO	578.86	78.41				



Notes Forming part of Financial Statements for the Year / Period ended 31st March 2016

List of Companies Who held more than 5% of net assets of the scheme and aggregate value of investments made by the schemes in the said companies
(one year prior to or after the date of investments)

(Rs. In lakhs)						
Name of the Company	The Scheme in which the Investment has been made by the Company	Date of Investment	Holding as % of the Net Assets of the relevant Scheme	The scheme which has made Investment in the Company	Cost (Rs. In Lakhs)	Holdings as on 31.03.2016 Market Value In Lakhs
				SUNIP	510.34	-
				SUNVALF3	27.34	-
ITC LIMITED	Sundaram Money Fund	04.07.2014	8.07	CAPEXG	994.75	-
	Sundaram Money Fund	07.07.2014	11.64	MULTIP	1,814.04	1,050.40
	Sundaram Money Fund	05.08.2014	5.06	SFOCUS	1,208.51	2,389.13
	Sundaram Money Fund	19.08.2014	5.08	SHYBC	6.62	43.36
	Sundaram Money Fund	20.08.2014	7.53	SHYBF	58.13	55.29
	Sundaram Money Fund	21.08.2014	8.81	SHYBH	54.09	51.12
	Sundaram Money Fund	26.12.2014	9.88	SHYBK	47.10	31.45
	Sundaram Money Fund	29.01.2015	6.47	SLTAX1	49.83	-
	Sundaram Money Fund	30.01.2015	7.81	SRURAL	3,093.45	297.36
	Sundaram Money Fund	01.02.2015	8.42	STAX	1,184.75	3,151.42
	Sundaram Money Fund	02.02.2015	9.26	STOP1	125.27	134.05
	Sundaram Money Fund	02.02.2015	9.26	STOP2	77.23	75.09
	Sundaram Money Fund	11.02.2015	7.94	STOP3	91.82	91.48
	Sundaram Money Fund	13.02.2015	7.83	SUNEPL	497.59	196.95
	Sundaram Money Fund	16.02.2015	8.04	SUNGRO	4,406.66	1,300.68
	Sundaram Money Fund	18.02.2015	7.82	SUNVALF2	27.39	0.00
	Sundaram Money Fund	25.02.2015	6.29	SUNBAL	271.32	262.60
	Sundaram Money Fund	05.03.2015	9.56	STOP4	65.65	72.17
	Sundaram Money Fund	13.03.2015	9.67	STOP5	65.26	71.74
	Sundaram Money Fund	26.03.2015	6.14			
	Sundaram Money Fund	27.03.2015	10.17			
	Sundaram Money Fund	26.06.2015	9.33			
	Sundaram Money Fund	02-Mar-16	8.49			
Larsen & Toubro	Sundaram Money Fund	05.03.2015	5.76	MULTIP	1,359.16	584.02
				SFOCUS	1,286.04	912.53
				SHYBC	4.64	36.32
				SHYBD	16.57	111.26
				SHYBF	59.21	55.32
				SHYBH	50.43	46.14
				SHYBK	36.05	25.20
				SHYBM	239.97	167.78
				SHYBN	109.33	75.57
				SLTAX1	228.91	86.08
				STAX	416.83	1,614.95
				STOP1	318.37	233.85
				STOP2	182.76	131.40
				STOP3	204.64	164.32
				STOP4	171.05	126.84
				STOP5	175.91	126.27
				SUNEPL	987.55	121.67
				SUNGRO	3,984.79	693.52
				SUNMIC	7.60	6.08
				SUNMIP	45.52	36.50
				SUNVALF2	82.21	57.79
				SUNBAL	255.07	194.67
				SRURAL	1,507.28	404.04
				CP5SR7	30.17	30.00
				SHYBO	27.21	27.06
				SHYBP	9.78	9.55
				SMON	19,976.20	-
Maruti Suzuki Ltd	Sundaram Money Fund	03.11.2014	10.05	CAPEXG	1,032.55	-
				MULTIP	1,498.96	594.61
				SHYBF	9.89	19.44
				SHYBH	8.33	16.20
				SHYBK	5.62	7.88
				SHYBM	81.90	76.30
				SHYBN	37.33	33.97
				SRURAL	1,877.52	404.07
				STAX	2,876.68	2,216.55
				STOP1	359.93	260.51
				STOP2	110.45	146.20
				STOP3	140.85	177.71
				STOP4	144.71	148.28
				STOP5	171.63	146.79
				SUNEPL	120.67	111.49
				SUNGRO	1,276.30	353.05
				SUNBAL	309.02	222.98
				CP5SR7	15.54	15.79
				SFOCUS	331.58	854.75
				SHYBO	14.00	14.23
				SHYBP	5.01	4.98



Notes Forming part of Financial Statements for the Year / Period ended 31st March 2016

**List of Companies Who held more than 5% of net assets of the scheme and aggregate value of investments made by the schemes in the said companies
(one year prior to or after the date of investments)**

(Rs. In lakhs)

Name of the Company	The Scheme in which the Investment has been made by the Company	Date of Investment	Holding as % of the Net Assets of the relevant Scheme	The scheme which has made Investment in the Company	Cost (Rs. In Lakhs)	Holdings as on 31.03.2016 Market Value in Lakhs
				SUNVALF3	70.92	79.75
Mastek Ltd	Sundaram Income Plus Fund	11.08.2015	6.35	MULTIP	347.48	-
		30.09.2015	8.33	SMILE	13.86	-
Reliance Industries Ltd	Sundaram Ultra Short Term Fund	08.07.2014	25.54	CAPEXG	432.54	1,306.50
	Sundaram Growth Fund	21.11.2014	18.37	MULTIP	2,891.72	1,515.54
	Sundaram Growth Fund	24.11.2014	14.94	SFOCUS	1,939.63	2,597.32
	Sundaram Money Fund	31.12.2014	5.36	SHYBF	63.85	69.90
	Sundaram Money Fund	25.02.2015	6.81	SHYBH	54.23	57.98
	Sundaram Select Debt short asset plan	12.03.2015	5.06	SHYBK	54.96	51.64
	Sundaram Select Debt short asset plan	30.03.2015	5.84	SHYBM	247.00	273.55
	Sundaram Select Debt short asset plan	31.03.2015	8.48	SHYBN	112.74	117.53
				SLTAX1	226.25	156.78
				STOP1	418.08	444.91
				STOP2	278.73	249.63
				STOP3	339.09	303.05
				STOP4	205.55	241.64
				STOP5	198.56	240.25
				SUNBAL	229.08	-
				SUNEPL	628.07	209.04
				SUNGRO	3,479.76	1,149.72
				SUNMIP	55.89	52.26
				SRURAL	2,506.91	402.20
				CP5SR7	41.01	41.70
				SHYBO	36.78	37.40
				SHYBP	13.30	13.43
				SLTAX2	16.73	16.67
				SUNVALF3	49.10	52.26
Syndicate Bank	Sundaram Ultra Short Term Fund	1-Jan-2016	7.63	SMON	10,329.02	-
	Sundaram Select Debt Short Term Fund	7-Jan-2016	15.85			
	Sundaram Select Debt Short Term Fund	14-Jan-2016	23.83			
Shriram Transport Finance Ltd	Sundaram Money Fund	07.10.2014	6.37	SFOCUS	455.91	-
	Sundaram Money Fund	09.10.2014	6.33	SFTPDP	769.56	270.79
				SFTPGJ	403.15	402.94
				SLIQ+	9,360.90	4,855.60
				STAX	1,598.48	1,559.32
				SUNBAL	39.71	-
				SUNFOP	274.14	-
				SUNGRO	491.87	-
				DEBTST	3,020.50	2,513.01
State Bank of India	Sundaram Money Fund	01.10.2014	6.78	CAPEXG	1,313.64	1,719.11
	Sundaram Money Fund	31.10.2014	8.13	MULTIP	1,308.35	466.20
	Sundaram Money Fund	01.01.2015	11.21	SFOCUS	1,774.95	1,340.33
	Sundaram Money Fund	29.01.2015	9.99	SHYBC	4.65	19.76
				SHYBD	25.51	46.97
				SHYBF	25.64	24.65
				SHYBH	23.52	21.35
				SHYBK	26.54	19.15
				SHYBM	154.02	111.67
				SHYBN	75.14	54.14
				SLTAX1	156.74	109.87
				SRURAL	1,108.87	189.90
				STOP2	136.82	86.45
				STOP3	169.39	105.02
				STOP4	103.89	75.13
				STOP5	103.03	74.44
				SUNEPL	227.41	155.40
				SUNGRO	2,484.12	423.34
				SUNPSU	315.91	570.47
				SUNBAL	156.75	194.25
				SUNFOP	4,328.72	835.28
				SUNMIP	26.46	19.43
				CP5SR7	19.34	19.27
				SHYBO	17.65	17.59
				SHYBP	6.26	6.19
				SLTAX2	16.55	16.30
				SUNVALF3	51.83	54.42
Ultra Tech Cement Ltd	Sundaram Ultra Short Term Fund	12.01.2015	7.22	CAPEXG	319.94	839.48
				SFOCUS	936.00	-

Notes Forming part of Financial Statements for the Year / Period ended 31st March 2016

List of Companies Who held more than 5% of net assets of the scheme and aggregate value of investments made by the schemes in the said companies
(one year prior to or after the date of investments)

(Rs. In lakhs)						
Name of the Company	The Scheme in which the Investment has been made by the Company	Date of Investment	Holding as % of the Net Assets of the relevant Scheme	The scheme which has made Investment in the Company	Cost (Rs. In Lakhs)	Holdings as on 31.03.2016 Market Value in Lakhs
				SHYBF	12.37	17.18
				SHYBH	9.45	14.53
				SHYBK	10.97	13.72
				SLIQ+	2,005.98	-
				SLTAX1	182.83	198.08
				SMON	6,484.35	-
				STAX	1,387.22	2,649.54
				STOP1	137.02	150.01
				STOP2	76.91	84.17
				STOP3	93.25	102.03
				STOP4	145.27	121.47
				STOP5	171.82	120.43
				SUNBAL	204.97	242.16
				SUNEPL	167.94	96.86
				SUNGRO	1,123.88	230.27
				SHYBM	33.08	33.61
				SHYBN	14.90	15.14
				SRURAL	412.12	185.20
				CP5SR7	7.75	7.75
				SHYBO	7.36	7.36
				SHYBP	2.50	2.52
Union Bank Of India	Sundaram Select Debt Short Term Fund	25.07.2015	9.32	SLTAX1	88.87	58.84
		31.08.2015	8.06	SMALL2	204.61	149.17
				SMALL3	131.38	94.73
				SMALL4	138.80	99.73
				STOP1	76.45	55.77
				STOP2	42.96	31.34
				STOP3	52.24	38.11
				STOP4	41.47	30.25
				STOP5	41.22	30.08
				SMON	493.93	-
Voltas Ltd	Sundaram Income Plus Fund	26.02.2015	26.34	CAPEXG	420.25	-
		14.05.2015	24.10	MIDCAP	948.13	-
		06.07.2015	30.70	MULTIP	113.06	-
				SRURAL	173.63	-
				SUNGRO	181.88	-
Wipro Limited	Sundaram Money Fund	29.05.2014	8.05	SFOCUS	279.12	282.13
				SHYBF	16.65	22.46
				SHYBH	12.05	12.64
				SHYBK	14.34	14.67
				STAX	866.06	-
				SUNEPL	186.60	84.64
				SUNGRO	826.44	251.53
				SUNMIC	9.54	9.87
				SUNMIP	55.24	45.14
				MULTIP	796.70	451.40
				SRURAL	514.11	-

