

SUNDARAM & SRINIVASAN

CHARTERED ACCOUNTANTS
23, C.P. RAMASWAMY ROAD,
ALWARPET, CHENNAI - 600 018.

Independent auditor's report on the financial statements To the Board of Trustees of Sundaram Mutual Fund

1. Report on the Financial Statements.

We have audited the accompanying financial statement of Sundaram Mutual Fund SUNDARAM FIXED TERM PLAN - SERIES GU as at 31/03/2015, which comprise the Balance Sheet, the Revenue Account for the period then ended 31/03/2015 and a summary of significant accounting policies and other explanatory information

2. Management's Responsibility for the Financial Statements


The Management is responsible for the preparation of these financial statements that give a true and fair view of the financial position, financial performance of the Sundaram Mutual Fund SUNDARAM FIXED TERM PLAN - SERIES GU in accordance with the Eleventh Schedule of Securities and Exchange Board of India (Mutual Funds) Regulations, 1996 ("The Regulations"). This responsibility also includes maintenance of adequate accounting records in accordance with the provisions of the Regulations for safeguarding the assets of the Mutual fund and for preventing and detecting frauds and other irregularities; selection and application of appropriate accounting policies; making judgments and estimates that are reasonable and prudent; and design, implementation and maintenance of adequate internal financial controls, that were operating effectively for ensuring the accuracy and completeness of the accounting records, relevant to the preparation and presentation of the financial statements that give a true and fair view and are free from material misstatement, whether due to fraud or error.

3. Auditors Responsibility

Our responsibility is to express an opinion on these financial statements based on our audit. We conducted our audit in accordance with the Standards on Auditing issued by the Institute of Chartered Accountant of India. Those standards require that we comply with ethical requirements and plan and perform the audit to obtain reasonable assurance about whether the financial statements are free from material misstatement.

An audit involves performing procedures to obtain audit evidence about the amounts and the disclosures in the financial statements. The procedures selected depend on the auditor's judgment, including the assessment of the risks of material misstatement of the financial statements, whether due to fraud or error. In making those risk assessments, the auditor considers internal financial control relevant to the Mutual fund's preparation of the financial statements that give a true and fair view in order to design audit procedures that are appropriate in the circumstances, but not for the purpose of expressing an opinion on whether the mutual fund has in place an adequate internal financial controls system over financial reporting and the operating effectiveness of such controls. An audit also includes evaluating the appropriateness of the accounting policies used and the reasonableness of the accounting estimates made by the Management, as well as evaluating the overall presentation of the financial statements.

We believe that the audit evidence we have obtained is sufficient and appropriate to provide a basis for our audit opinion on the financial statements.



SUNDARAM & SRINIVASAN

CHARTERED ACCOUNTANTS
23, C.P. RAMASWAMY ROAD,
ALWARPET, CHENNAI - 600 018.

4. Opinion

In our opinion and to the best of our information and according to the explanations given to us, the said statements together with the notes forming part of Accounts give the information required by "The Regulations" in the manner so required and give a true and fair view in conformity with the accounting principles generally accepted in India :

a. In case of Balance sheet, of the state of affairs of Sundaram Mutual fund, SUNDARAM FIXED TERM PLAN - SERIES GU as at 31/03/2015

b. In the case of Revenue Account of the Surplus of Sundaram Mutual fund SUNDARAM FIXED TERM PLAN - SERIES GU for the period ended on 31/03/2015.

5. Report on Other Legal and Regulatory Requirements

As required by Regulation 55 of Securities and Exchange Board of India (Mutual Funds) Regulations, 1996 we report that:

1. We have sought and obtained all the information and explanations, which to the best of our knowledge and belief were necessary for the purpose of our audit.

2. The Balance sheet, and Revenue Account dealt with by this Report are in agreement with the books of accounts of the Sundaram Mutual Fund.

3.a. The accounts have been prepared in accordance with accounting policies and standards as specified in the Ninth Schedule of "The Regulations".

b. In our opinion, the valuation methods adopted by the fund for valuation of non-traded securities, "in good faith" are fair and reasonable.

For and on behalf of SUNDARAM & SRINIVASAN
Chartered Accountants (FRN No:004207S)


K.SRINIVASAN

Place : Chennai
Date : 29th June 2015

Partner

Membership No. 5809



BALANCE SHEET AS AT 31st MARCH, 2015

	SCHEDULE NO.	31-Mar-15
		Rs.
LIABILITIES		
Unit Capital	1	800,767,000
Reserves & Surplus	2	13,841,779
Current Liabilities & Provisions	3	134,834
		814,743,613
ASSETS		
Investments	4	802,525,840
Other Current Assets	5	12,217,773
		814,743,613


Notes on Accounts


8

As per our Report of even date

For
Sundaram & Srinivasan
Chartered Accountants
(FRN.: 004207S)

For
Sundaram Mutual Fund




K. Srinivasan
Partner
(M.NO : 5809)



Authorised Signatory

Place : Chennai
Date : 29th June 2015

REVENUE ACCOUNT FOR THE PERIOD FROM 21.01.2015 TO 31.03.2015

	Schedule No.	21.01.2015 TO 31.03.2015	
		Rs.	Rs.
REVENUE			
Interest	6	13,402,978	
TOTAL (A)		13,402,978	13,402,978
EXPENSES			
Net diminution in value of investment	7	408,890	
Management fee		185,667	
Service Tax		22,948	
Custodian charges		11,215	
Trusteeship fee		7,726	
Commission to Agents		154	
Audit fee		16,854	
Other Operating expenses		5,875	
Investor Education Fees		30,906	
		690,235	
Less : Expenses absorbed by AMC		18,473	
TOTAL (B)			671,762
SURPLUS / (DEFICIT) (A-B)			12,731,216
Surplus /(Deficit) transferred to Balance Sheet			12,731,216


Notes on Accounts

8

As per our Report of even date

For
Sundaram & Srinivasan
Chartered Accountants
(FRN.: 004207S)

For
Sundaram Mutual Fund



K Srinivasan
K Srinivasan
Partner
(M.NO : 5809)

Authorised Signatory

Place : Chennai
Date : 29th June 2015

SCHEDULE : 1**Unit Capital**

	31/03/2015	
	Units	Rs.
Initial capital		
	80,076,700	800,767,000
Unit Capital		
Opening Capital	-	-
Add: Units sold during the period	80,076,700	800,767,000
Less : Units repurchased during the period	80,076,700	800,767,000
	-	-
Units at the end of the period	80,076,700	800,767,000
		800,767,000

SCHEDULE : 2**Reserves & Surplus**

	31/03/2015	
	Rs.	Rs.
General Reserve		
Opening Balance	-	
Add /(Less): Transfer from Revenue Account	12,731,216	
		12,731,216
Unrealised appreciation reserve		
Opening Balance	-	
Add/(Less) Net unrealized appreciation for the Period	1,110,563	
Unrealised Appreciation Reserve (Schedule 7)		1,110,563
		13,841,779

SCHEDULE : 3**Current Liabilities & Provisions**


	31/03/2015
	Rs.
Sundry Creditors	124,767
Others	10,067
	134,834

SCHEDULE : 4**Investments**

	31/03/2015
	Rs.
Debentures & Bonds listed / awaiting listing on the recognised stock exchange	644,392,429
Others - Reverse Repo / CBLO	4,792,201
Zero Coupon Bond	153,341,210
	802,525,840

SCHEDULE : 5**Other Current Assets**

	31/03/2015
	Rs.
Balance with banks in Current Accounts	168,038
CBLO Margin Account	244,868
Repo Margin Account	88,962
Outstanding and accrued Income	11,697,432
Others	18,473
	12,217,773



SCHEDULE : 6**Interest**

	21.01.2015 TO 31.03.2015
	Rs.
Interest from banks and others	701,368
Interest on Debentures and Bonds	10,261,000
Discounting Charges	2,440,610
	13,402,978

SCHEDULE : 7**Net Unrealised Appreciation/ (Diminution) in value of Investments**

	31/03/2015
	Rs.
Appreciation in Value of Investments	
Debentures & Bonds listed / awaiting listing on the recognised stock exchange	1,110,563
Net Appreciation in value of investments (Schedule 2)	1,110,563
Diminution in value of investments	
Zero Coupon Bond	408,890
Net Diminution in value of investments trf to Revenue Account	408,890

6



SUNDARAM MUTUAL FUND
SUNDARAM FIXED TERM PLAN GU
Schedules forming part of the Balance Sheet as at 31-Mar-2015
and the Revenue Account for the Period from 21.01.2015 to 31.03.2015

SCHEDULE 8

All amounts mentioned rupees in lakhs

NOTES ON ACCOUNTS

1 SIGNIFICANT ACCOUNTING POLICIES

1.1. INVESTMENTS

Investment transactions are accounted on trade dates at cost including brokerage, stamp duty and other levies.

Investments are marked to market. In valuing the Scheme's investments:

a) Government Securities

Government Securities are valued at the prices obtained from CRISIL & ICRA in accordance with the guidelines for valuation of securities for mutual funds issued by SEBI.

Instruments bought on 'repo' basis have been valued at the resale price after deduction of applicable interest up to date of resale.

b) Other Securities

Traded Securities are valued at the last quoted closing price on the stock exchange. Non-traded / thinly traded securities are valued in good faith and in true and fair manner through appropriate valuation policies and procedures.

For securities having residual maturity of less than 60 days are valued on the basis of amortisation or reference prices as per the valuation policy. With effect from 29th November 2013, securities having residual maturity of more than 60 days are valued based on the scrip level prices provided by AMFI approved agencies viz., CRISIL & ICRA in line with AMFI Circular No.42/2013-14 dated 19th November 2013.

In accordance with the guidance note on accounting for investments in the financial statement of mutual funds issued by The Institute of Chartered Accountants of India, the investments are valued separately category-wise and the net unrealised appreciation is directly transferred to unrealised appreciation reserve and the net diminution is debited to revenue account.

1.2. INCOME RECOGNITION

- (i) Profit/Loss on sale of investments is recognised on the trade dates based on weighted average cost method.
- (ii) Income on investments is accounted on accrual basis.
- (iii) Other income is accounted on cash basis.

1.3. EXPENSES

Expenses are accounted for on accrual basis.


2 INVESTMENT MANAGER FEES

Management fee is computed on daily average net assets as under:

Description	21.01.2015 to 31.03.2015
Average daily net asset value	8,058.32
Management fee @ 0.12% of average daily net asset value (Previous year Nil)	1.86

3 INVESTMENTS MADE IN COMPANIES WHO HAVE INVESTED MORE THAN FIVE PERCENT OF THE NET ASSET VALUE OF THE SCHEMES OF SUNDARAM MUTUAL FUND.

As Per Annexure - I



4 AGGREGATE VALUE OF PURCHASES & SALES MADE DURING THE PERIOD.

The aggregate value of investments purchased and sold (including matured) during the Period, as a percentage of average daily net asset value is as under :

Description	21.01.2015 to 31.03.2015
PURCHASE VALUE (AMOUNT)	9,737.91
%	120.84%
SALES VALUE (AMOUNT)	1,650.33
%	20.48%

5 AGGREGATE FAIR VALUE OF NON-TRADED / THINLY TRADED INVESTMENTS

Aggregate Fair Value of non traded / thinly traded investments valued in "good faith" exceeding 5% of the Net Asset Value as at the end of the Period. :

Description	31.03.2015
Aggregate Fair Value of non traded / thinly traded investments valued in "good faith" exceeding 5% of the Net Asset Value as at the end of the Period.	4,680.47
% to the asset under management	57.46%

6 INCOME / EXPENDITURE

The total income and expenditure as a percentage of the daily average net assets, on an annualised basis, are given below.

DESCRIPTION	21.01.2015 to 31.03.2015
INCOME	8.67%
EXPENDITURE	0.17%

7 CONTINGENT LIABILITY

Contingent liability as at 31st March 2015 is Rs. Nil.

8 AMOUNT PAID TO SPONSORS / ASSOCIATES

	21.01.2015 to 31.03.2015
Sundaram Finance Ltd (Sponsor)	NIL
Sundaram Finance Distribution Ltd (subsidiary of Sponsor)	NIL
INDUSIND BANK (ASSOCIATE)	NIL

9 TOTAL VALUE OF INVESTMENTS FALLING UNDER EACH MAJOR INDUSTRY GROUP WHICH CONSTITUTES NOT LESS THAN 5% OF THE TOTAL INVESTMENTS IS AS BELOW:

(% of total investment within the classification)

Refer Annexure - II

10 PORTFOLIO DISCLOSURE

Full portfolio of the scheme is given in Annexure - III

11 MOVEMENT IN UNIT CAPITAL

As Per Schedule-I

12 ACCOUNTING STANDARD 17 ON SEGMENT REPORTING

As the Financial Statements are prepared separately on each scheme, no further disclosure under Accounting Standard 17 on segment reporting issued by the Institute of Chartered Accountants of India is considered necessary. There is no secondary reporting segment.

ACCOUNTING STANDARD 18 ON RELATED PARTY DISCLOSURES

Related party disclosures as required by the Accounting Standard 18 - "Related Party Disclosures" issued by the Institute of Chartered Accountants of India are given as Annexure -



14 HISTORICAL PER UNIT STATISTICS

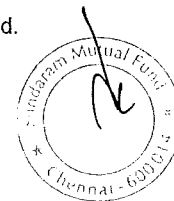
SFTPGU

		21.01.2015 - 31.03.2015		
		Rs.		
(A)	Gross income			
	(i) income other than profit on sale of investment	0.1674		
	(ii) income from profit on inter scheme sales/transfer of investments	0.0000		
	(iii) income from profit on sale of investment to third parties	0.0000		
	(iv) transfer to revenue account from past year's reserves			
(B)	Aggregate of expenses, write off, amortisation and charges	0.0033		
(C)	Net income	0.1641		
(D)	Net unrealised appreciation/(diminution) in value of investments	0.0088		
		Regular Plan		Direct Plan
		Growth Option	Half-yearly Dividend Option	Growth Option
(E)	Net Assets Value	10.1705	10.1705	10.1729
(F)	Highest repurchase price	-	-	-
	Lowest repurchase price	-	-	-
	Highest ongoing sale price *	10.0000	10.0000	10.0000
	Lowest ongoing sale price *	10.0000	10.0000	10.0000
(G)	Ratio of expenses (excluding deferred revenue expenditure amortised) to average daily net assets by percentage	0.17%		
(H)	Ratio of gross income to average daily net assets by percentage	8.67%		

15 Computation of Distributable Income

	31.03.2015
	Rs.
Net Income as per revenue account	12,731,216
Add : Balance of Undistributed income as at 1st April brought forward	-
	12,731,216
Less : Income Distributed during the year	-
Distributable Income	12,731,216

16. Since the scheme was launched during the year, previous year figures are not provided.



SUNDARAM FIXED TERM PLAN GU

% of total Investments within the classification

2014-2015

DEBT INSTRUMENTS

a) Listed/awaiting listing on stock exchange

FINANCE 79.94%

POWER 20.06%

Money Market Instruments

FINANCE 0.00%



ANNEXURE-III

SUNDARAM MUTUAL FUND						
SUNDARAM FIXED TERM PLAN-GU						
Portfolio Statement as at 31 March 2015						
S.NO	ISIN CODE	Name of the instrument	Rating / Industry	Quantity	Mkt Value Rs. In Lacs	% of Investments
		A) Debt Instruments				
		a) Listed / awaiting listing on Stock Exchange				
1	INE134E08FD9	Power Finance Corporation Ltd	CRISIL AAA	150	1,522.16	18.97%
2	INE020B08815	Rural Electrification Corporation Ltd	CRISIL AAA	150	1,521.96	18.96%
3	INE445L08193	Nabha Power Ltd**	[ICRA]AAA	150	1,509.02	18.80%
4	INE296A07EY5	Bajaj Finance Ltd**	[ICRA]AA+	135	1,368.17	17.05%
5	INE774D07KM7	Mahindra & Mahindra Financial Services**	IND AAA	100	1,003.90	12.51%
6	INE033L07BB3	TATA Capital Housing Finance Ltd**	CRISIL AA+	80	799.38	9.96%
7	INE261F09DY6	National Bank for Agricultural & Rural Development**	CRISIL AAA	1000	161.16	2.01%
8	INE445L08169	Nabha Power Ltd**	[ICRA]AAA	9	91.60	1.14%
		Sub Total			7,977.35	99.40%
		Total for Debt Instruments			7,977.35	99.40%
		B) Money Market Instruments				
		a) Reverse Repo / CBLO				
1		CBLO			47.92	0.60%
		Sub Total			47.92	0.60%
		Total for Money Market Instruments			47.92	0.60%
		GRAND TOTAL			8,025.27	100.00%

** Thinly traded / Non Traded securities

