

Independent auditor's report on the financial statements
To the Board of Trustees of Sundaram Mutual Fund

1. Report on the Financial Statements.

We have audited the accompanying financial statement of Sundaram Mutual Fund SUNDARAM CAP. PR. ORIENTED FUND 3 YEARS - SERIES 4 as at 31/03/2015, which comprise the Balance Sheet, the Revenue Account for the period ended 04/08/2014 and a summary of significant accounting policies and other explanatory information


2. Management's Responsibility for the Financial Statements

The Management is responsible for the preparation of these financial statements that give a true and fair view of the financial position, financial performance of the Sundaram Mutual Fund SUNDARAM CAP. PR. ORIENTED FUND 3 YEARS - SERIES 4 in accordance with the Eleventh Schedule of Securities and Exchange Board of India (Mutual Funds) Regulations, 1996 ("The Regulations"). This responsibility also includes maintenance of adequate accounting records in accordance with the provisions of the Regulations for safeguarding the assets of the Mutual fund and for preventing and detecting frauds and other irregularities; selection and application of appropriate accounting policies; making judgments and estimates that are reasonable and prudent; and design, implementation and maintenance of adequate internal financial controls, that were operating effectively for ensuring the accuracy and completeness of the accounting records, relevant to the preparation and presentation of the financial statements that give a true and fair view and are free from material misstatement, whether due to fraud or error.

3. Auditors Responsibility

Our responsibility is to express an opinion on these financial statements based on our audit. We conducted our audit in accordance with the Standards on Auditing issued by the Institute of Chartered Accountant of India. Those standards require that we comply with ethical requirements and plan and perform the audit to obtain reasonable assurance about whether the financial statements are free from material misstatement.

An audit involves performing procedures to obtain audit evidence about the amounts and the disclosures in the financial statements. The procedures selected depend on the auditor's judgment, including the assessment of the risks of material misstatement of the financial statements, whether due to fraud or error. In making those risk assessments, the auditor considers internal financial control relevant to the Mutual fund's preparation of the financial statements that give a true and fair view in order to design audit procedures that are appropriate in the circumstances, but not for the purpose of expressing an opinion on whether the mutual fund has in place an adequate internal financial controls system over financial reporting and the operating effectiveness of such controls. An audit also includes evaluating the appropriateness of the accounting policies used and the reasonableness of the accounting estimates made by the Management, as well as evaluating the overall presentation of the financial statements.



SUNDARAM & SRINIVASAN

CHARTERED ACCOUNTANTS
23, C.P. RAMASWAMY ROAD,
ALWARPET, CHENNAI - 600 018.

We believe that the audit evidence we have obtained is sufficient and appropriate to provide a basis for our audit opinion on the financial statements.

4. Opinion

In our opinion and to the best of our information and according to the explanations given to us, the said statements together with the notes forming part of Accounts give the information required by "The Regulations" in the manner so required and give a true and fair view in conformity with the accounting principles generally accepted in India :

- a. In case of Balance sheet, of the state of affairs of Sundaram Mutual fund, SUNDARAM · CAP. PR. ORIENTED FUND 3 YEARS - SERIES 4 as at 31/03/2015
- b. In the case of Revenue Account of the Deficit of Sundaram Mutual fund SUNDARAM CAP. PR. ORIENTED FUND 3 YEARS - SERIES 4 for the period ended on 04/08/2014.

5. Report on Other Legal and Regulatory Requirements

As required by Regulation 55 of Securities and Exchange Board of India (Mutual Funds) Regulations, 1996 we report that:

1. We have sought and obtained all the information and explanations, which to the best of our knowledge and belief were necessary for the purpose of our audit.
2. The Balance sheet, and Revenue Account dealt with by this Report are in agreement with the books of accounts of the Sundaram Mutual Fund.
- 3.a. The accounts have been prepared in accordance with accounting policies and standards as specified in the Ninth Schedule of "The Regulations".
- b. In our opinion, the valuation methods adopted by the fund for valuation of non-traded securities, "in good faith" are fair and reasonable.

For and on behalf of SUNDARAM & SRINIVASAN
Chartered Accountants (FRN No:004207S)



K.SRINIVASAN

Partner

Membership No. 5809

Place : Chennai

Date : 29th June 2015



BALANCE SHEET AS AT 31st MARCH, 2015

	SCHEDULE NO.	31-Mar-15	31-Mar-14
		Rs.	Rs.
LIABILITIES			
Unit Capital	1	-	1,078,289,410
Reserves & Surplus	2	-	221,981,103
Current Liabilities & Provisions	3	20,471	2,317,721
		20,471	1,302,588,234
ASSETS			
Investments	4	-	1,246,129,175
Other Current Assets	5	20,471	56,459,059
		20,471	1,302,588,234


Notes on Accounts


8

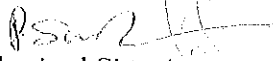
As per our Report of even date

For
Sundaram & Srinivasan
Chartered Accountants
(FRN.: 004207S)

For
Sundaram Mutual Fund


K Srinivasan
Partner
(M.NO : 5809)




Authorised Signatory

Place : Chennai
Date : 29th June 2015

REVENUE ACCOUNT FOR THE PERIOD FROM 01.04.2014 TO 04.08.2014


	Schedule No.	01.04.2014 - 04.08.2014		01.04.2013 - 31.03.2014	
		Rs.	Rs.	Rs.	Rs.
REVENUE					
Dividend	6	2,255,981		2,610,794	
Interest		34,014,201		98,450,807	
Other Income		-		34,824	
Net profit on transfer / sale of investments (Other than inter-scheme transfer/sale)		59,971,793		8,896,784	
Net diminution in value of investments written back		5,078,117		96,618	
TOTAL (A)		101,320,092	101,320,092	110,089,827	110,089,827
EXPENSES					
Net diminution in value of investment	7			5,078,117	
Loss on inter scheme transfer / sale of investments				19,735	
Management fee		2,527,476		6,334,982	
Service Tax on AMC Fees		312,396		344,804	
Custodian Charges		41,350		208,231	
Trusteeship fee		22,977		103,141	
Commission to Agent		6,614,047		17,812,589	
Audit fee		23,290		33,366	
Other operating expenses		14,150		4,843	
Investor Education fees		91,909		248,549	
SEBI Fees		5,891		6,991	
TOTAL (B)			9,653,486	9,653,486	31,195,348
SURPLUS / (DEFICIT) (A-B)			91,666,606		78,894,479
Add/(Less) : Balance in Equalisation Account			(281,355,185)		
Surplus / (Deficit) transferred to Balance Sheet			(189,688,579)		78,894,479

Notes on Accounts

8

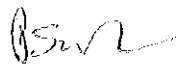
As per our Report of even date


For
Sundaram & Srinivasan
Chartered Accountants
(FRN.: 004207S)


K Srinivasan
Partner
(M.NO : 5809)



For
Sundaram Mutual Fund


Authorised Signatory



Place : Chennai
Date : 29th June 2015

SCHEDULE : 1**Unit Capital**

	31/03/2015		31/03/2014	
	UNITS	Rs.	UNITS	Rs.
	Initial capital	107,828,941	1,078,289,410	107,828,941
Unit Capital				
Opening Capital	107,828,941	1,078,289,410	107,828,941	1,078,289,410
Add: Units sold during the period	-	-	-	-
Less : Units repurchased during the period	107,828,941 107,828,941	1,078,289,410 1,078,289,410	107,828,941 -	1,078,289,410 -
Units at the end of the period	-	-	107,828,941	1,078,289,410
				1,078,289,410

SCHEDULE : 2**Reserves & Surplus**

	31/03/2015		31/03/2014	
	Rs.	Rs.	Rs.	Rs.
General Reserve				
Opening Balance	189,688,579	-	110,794,100	-
Add /(Less): Transfer from Revenue Account	(189,688,579)	-	78,894,479	-
Unrealised appreciation reserve				189,688,579
Opening Balance	32,292,524	-	11,365,530	-
Add/(Less) Net unrealized appreciation for the period	(32,292,524)	-	20,926,994	-
Unrealised Appreciation Reserve (Schedule 7)	-	-	-	32,292,524
				221,981,103

SCHEDULE : 3**Current Liabilities & Provisions**

	31/03/2015	31/03/2014
	Rs.	Rs.
Sundry Creditors	20,471	2,270,014
Others	-	47,707
	20,471	2,317,721




SCHEDULE : 4**Investments**

	31/03/2015	31/03/2014
	Rs.	Rs.
Equity Shares	-	206,684,189
Rights Entitlement	-	120,972
Debentures and Bonds	-	700,192,201
Certificate of Deposits	-	328,751,720
Others - Reverse Repo / CBLO	-	10,380,093
	-	1,246,129,175

SCHEDULE : 5**Other Current Assets**

	31/03/2015	31/03/2014
	Rs.	Rs.
Balance with banks in Current Accounts	20,471	482,804
Outstanding and accrued Income	-	55,976,255
	20,471	56,459,059



SCHEDULE : 6**Interest**

	01.04.2014 - 04.08.2014	01.04.2013 - 31.03.2014
	Rs.	Rs.
Interest from banks and others	3,904,328	3,253,198
Interest on Debentures and Bonds	13,499,069	84,077,397
Discounting Charges	16,610,804	11,120,212
	34,014,201	98,450,807

SCHEDULE :7**Net unrealised appreciation/(diminution) in value of Investments**

	31/03/2015	31/03/2014
	Rs.	Rs.
Appreciation in Value of Investments		
Money Market Instruments		721,654
Equity Shares		31,570,370
Appreciation in value of investments (Schedule 2)		32,292,524
Diminution in value of investments		
Debentures & Bonds listed / awaiting listing on the Recognised stock exchange		5,078,117
Diminution in value of investments transferred to Revenue account	-	5,078,117



SUNDARAM MUTUAL FUND
SUNDARAM CAPITAL PROTECTION ORIENTED FUND SERIES 4 - 3 YRS
Schedules forming part of the Balance Sheet as at 31-Mar-2015
and the Revenue Account for the period from 01.04.2014 to 04.08.2014

SCHEDULE 8
NOTES ON ACCOUNTS

All amounts mentioned rupees in lakhs

1 SIGNIFICANT ACCOUNTING POLICIES

1.1. INVESTMENTS

Investment transactions are accounted on trade dates at cost including brokerage, stamp duty and other levies.

Investments are marked to market. In valuing the Scheme's investments:

a) Government Securities

Government Securities are valued at the prices obtained from CRISIL & ICRA in accordance with the guidelines for valuation of securities for mutual funds issued by SEBI.

Instruments bought on 'repo' basis have been valued at the resale price after deduction of applicable interest up to date of resale.

b) Other Securities

Traded Securities are valued at the last quoted closing price on the stock exchange. Non-traded / thinly traded securities are valued in good faith and in true and fair manner through appropriate valuation policies and procedures

For securities having residual maturity of less than 60 days are valued on the basis of amortisation or reference prices as per the valuation policy. With effect from 29th November 2013, securities having residual maturity of more than 60 days are valued based on the scrip level prices provided by AMFI approved agencies viz., CRISIL & ICRA in line with AMFI Circular No.42/2013-14 dated 19th November 2013.

In accordance with the guidance note on accounting for investments in the financial statement of mutual funds issued by The Institute of Chartered Accountants of India, the investments are valued separately category-wise and the net unrealised appreciation is directly transferred to unrealised appreciation reserve and the net diminution is debited to revenue account.

1.2. INCOME RECOGNITION

- (i) Dividend is accounted on accrual basis and recognized on ex-dividend dates.
- (ii) Profit/Loss on sale of investments is recognised on the trade dates based on weighted average cost method.
- (iii) Income on investments is accounted on accrual basis.
- (iv) Other income is accounted on cash basis.

1.3. EXPENSES

Expenses are accounted for on accrual basis.

2 INVESTMENT MANAGER FEES

Management fee is computed on daily average net assets as under:

Description	01.04.2014 - 04.08.2014	01.04.2013 - 31.03.2014
Average daily net asset value	13,311.42	12,426.71
Management fee @ 0.55 % of average daily net asset value. (Previous year 0.55 %)	25.27	68.35

3 INVESTMENTS MADE IN COMPANIES WHO HAVE INVESTED MORE THAN FIVE PERCENT OF THE NET ASSET VALUE OF THE SCHEMES OF SUNDARAM MUTUAL FUND.

As Per Annexure - I

4 AGGREGATE VALUE OF PURCHASES & SALES MADE DURING THE YEAR.

5 AGGREGATE FAIR VALUE OF NON-TRADED / THINLY TRADED INVESTMENTS

Aggregate Fair Value of non traded / thinly traded investments valued in "good faith" exceeding 5% of the Net Asset Value as at the end of the Year. :

Description	31.03.2015	31.03.2014
Aggregate Fair Value of non traded / thinly traded investments valued in "good faith" exceeding 5% of the Net Asset Value as at the end of the Year.	NIL	10,289.44
% to the asset under management	NIL	79.13%

6 INCOME / EXPENDITURE

The total income and expenditure as a percentage of the daily average net assets, during the Year. are given below.

DESCRIPTION	01.04.2014 - 04.08.2014	01.04.2013 - 31.03.2014
INCOME	22.05%	8.86%
EXPENDITURE *	2.10%	2.10%

* With effect from 01st Oct, 2012 Service Tax on AMC fees is charged over and above the total expense ratio as per SEBI guidelines and is included in the above expense ratio.

7 CONTINGENT LIABILITY

Contingent liability as at 31st March 2015 is Rs. Nil. Previous year Rs. Nil

8 AMOUNT PAID TO SPONSORS / ASSOCIATES

	01.04.2014 - 04.08.2014	01.04.2013 - 31.03.2014
Sundaram Finance Ltd (Sponsor)	NIL	NIL
Sundaram Finance Distribution Ltd (subsidiary of Sponsor)	NIL	NIL
INDUSIND BANK (ASSOCIATE)	NIL	NIL

9 TOTAL VALUE OF INVESTMENTS FALLING UNDER EACH MAJOR INDUSTRY GROUP WHICH CONSTITUTES NOT LESS THAN 5% OF THE TOTAL INVESTMENTS IS AS BELOW:

(% of total investment within the classification)

Refer Annexure - II

10 PORTFOLIO DISCLOSURE

Full portfolio of the scheme is given in Annexure - III

11 MOVEMENT IN UNIT CAPITAL

As Per Schedule-I

12 ACCOUNTING STANDARD 17 ON SEGMENT REPORTING

As the Financial Statements are prepared separately on each scheme, no further disclosure under Accounting Standard 17 on segment reporting issued by the Institute of Chartered Accountants of India is considered necessary. There is no secondary reporting segment.

13 ACCOUNTING STANDARD 18 ON RELATED PARTY DISCLOSURES

Related party disclosures as required by the Accounting Standard 18 - "Related Party Disclosures" issued by the Institute of Chartered Accountants of India are given as Annexure - IV

14 UNCLAIMED REDEMPTION / DIVIDEND

The details of unclaimed dividends and redemption accounts are disclosed in Annexure VI. During the year, the unclaimed redemption and dividend payable more than 90 days were transferred to a separate pool account. As on 31st March 15, these sums were deployed in money market instruments in terms of SEBI circular no .SEBI/Cir/9/120/2000 dated November 24,2000