

Sundaram Mutual Fund
The portfolio Disclosure for Derivative positions in open ended Equity schemes as on march 31 2015

Annexure V

A. Hedging Positions through Futures as on March 31,2015-NIL

Scheme Name	Underlying	Long/Short	Futures Price When Purchased	Current Price of the contract	Margin maintained in (Rs in Lakhs)
Sundaram Equity Multiplier (as on 31 march 2015)	-	-	-	-	-
Sundaram Equity Multiplier (as on 31 march 2014)	Bank Nifty	Long	12,767.38	12,824.75	270.77

For the period ended March 31,2015 following were the hedging transactions through futures which have been squared off/ expired

Scheme Name	Total Number of contracts where future were Bought	Total Number of contracts where future were Sold	Gross Notional value of contracts where futures were bought	Gross Notional value of contracts where futures were sold (Rs. in lakhs)	Net Profit / (Loss) value on all contracts combined (Rs. in lakhs)
Sundaram Infrastructure Advantage Fund(14-15)	-	280	-	1,079.11	32.47
Sundaram Infrastructure Advantage Fund(13-14)	-	42	-	151.34	5.96
Sundaram Select Midcap Fund(14-15)	-	119	-	573.35	34.72
Sundaram Select Midcap Fund(13-14)	-	544	-	1,638.30	20.15
Sundaram Equity Mutliplier Fund(14-15)	-	730	-	2,770.60	(3.35)
Sundaram Equity Mutliplier Fund(13-14)	-	1,026	-	2,297.16	(75.01)
Sundaram Select Focus Fund(14-15)	-	360	-	1,379.87	28.52
Sundaram Select Focus Fund(13-14)	-	112	-	373.00	2.36
Sundaram Equity Plus Fund(14-15)	-	337	-	1,319.62	(24.89)
Sundaram Equity Plus Fund(13-14)	-	487	-	1,439.74	6.42
Sundaram Growth Fund(14-15)	-	60	-	229.26	3.82
Sundaram Growth Fund(13-14)	-	-	-	-	-
Sundaram Select Thematic Funds - PSU Opportunities(14-15)	-	541	-	2218.33	(22.41)
Sundaram Select Thematic Funds - PSU Opportunities(13-14)	-	350	-	795.32	(5.80)
Sundaram capex opportunities Fund Dividend(14-15)	-	-	-	-	-
Sundaram capex opportunities Fund Dividend(13-14)	-	34	-	122.32	4.95
Sundaram SMILE fund(14-15)	-	-	-	-	-
Sundaram SMILE fund(13-14)	-	194	-	562.15	(7.25)
Sundaram Energy opportunities Fund(14-15)	-	-	-	-	-
Sundaram Energy opportunities Fund(13-14)	-	321	-	895.46	4.17

B. Other than hedging positions through futures as on March 31,2015 :


Scheme Name	Underlying	Long/Short	Futures Price When Purchased	Current Price of the contract	Margin maintained in (Rs. in Lakhs)
Sundaram Growth Fund	NIFTY FUTURE 30-APRIL-15	Long	8,573.90	8,534.75	351.22
Sundaram Select Thematic Rural India Fund	NIFTY FUTURE 30-APRIL-15	Long	8,657.24	8,534.75	119.27

Total percentage of existing assets due to (non-hedging positions) as a % of net assets

Scheme Name	%
Sundaram Growth Fund	3.15%
Sundaram Select Thematic Rural India Fund	3.95%

Other than hedging positions through futures as on March 31,2014 : NIL

Total exposure due to futures (non-hedging Positions) as a % of net assets(as on march 31,2014)-NIL



For the period ended March 31,2015 following were the non-hedging transactions through futures which have been squared off / expired



Scheme Name	Total Number of contracts where future were Bought	Total Number of contracts where future were Sold	Gross Notional value of contracts where futures were bought (Rs. in Lakhs)	Gross Notional value of contracts where futures were sold (Rs. in Lakhs)	Net Profit / (Loss) value on all contracts combined (Rs. in lakhs)
Sundaram Infrastructure Advantage Fund(14-15)	330	-	1,121.78	-	(108.36)
Sundaram Infrastructure Advantage Fund(13-14)	-	-	-	-	-
Sundaram Select Midcap Fund(14-15)	80	-	297.81	-	8.82
Sundaram Select Midcap Fund(13-14)	120	-	411.34	-	21.87
Sundaram Equity Multiplier Fund(14-15)	177	-	599.85	-	7.56
Sundaram Equity Multiplier Fund(13-14)	629	-	1,809.53	-	(64.52)
Sundaram Select Focus Fund(14-15)	5,599	-	20,188.41	-	669.73
Sundaram Select Focus Fund(13-14)	300	-	908.28	-	9.40
Sundaram SMILE Fund(14-15)	210	-	1,051.24	-	(14.22)
Sundaram SMILE Fund(13-14)	-	-	-	-	-
Sundaram Growth Fund(14-15)	18,454	-	46,895.45	-	(668.16)
Sundaram Growth Fund(13-14)	294	-	791.99	-	(18.91)
Sundaram Select Thematic Funds Rural India Fund(14-15)	103	-	472.22	-	64.40
Sundaram Select Thematic Funds Rural India Fund(13-14)	256	-	684.66	-	(22.24)
Sundaram Financial Services Opportunities Fund(14-15)	973	-	4085.48	-	125.59
Sundaram Financial Services Opportunities Fund(13-14)	-	-	-	-	-
Sundaram Equity Plus Fund(14-15)	25	-	73.68	-	(1.30)
Sundaram Equity Plus Fund(13-14)	151	-	448.10	-	(25.79)
Sundaram Entertainment Oppurtunities Fund(14-15)	268	-	840.99	-	13.90
Sundaram Entertainment Oppurtunities Fund(13-14)	-	-	-	-	-
Sundaram Select Thematic Funds - PSU Opportunities(14-15)	339	-	1192.11	-	(23.59)
Sundaram Select Thematic Funds - PSU Opportunities(13-14)	-	-	-	-	-
Sundaram Energy opportunities Fund(14-15)	-	-	-	-	-
Sundaram Energy opportunities Fund(13-14)	48	-	153.53	-	1.66

C. Hedging Positions through Put Options as on March 31,2015 - NIL

Hedging Positions through Put Options as on March 31,2014 - NIL

For the period ended March 31,2015, the following hedging transactions through options which have been already excised/expired

Scheme Name	Total Number of contracts entered into	Gross Notional Value of contracts (Rs. in Lakhs)	Net Profit/Loss on all contracts
Sundaram Equity Multiplier Fund(14-15)	1,507	67.03	(23.29)
Sundaram Equity Multiplier Fund(13-14)	151	16.29	(11.21)
Sundaram Equity Plus Fund(14-15)	876	41.40	(9.59)
Sundaram Equity Plus Fund(13-14)	62	2.19	(2.20)
Sundaram Select Thematic Funds - PSU Opportunities(14-15)	1,829	89.62	(23.13)
Sundaram Select Thematic Funds - PSU Opportunities(13-14)	79	2.80	(2.81)
Sundaram Select Focus Fund(14-15)	410	39.42	(25.63)
Sundaram Select Focus Fund(13-14)	460	22.55	(22.64)
Sundaram SMILE Fund(14-15)	-	-	-
Sundaram SMILE Fund(13-14)	815	11.51	(25.05)
Sundaram Select Midcap Fund(14-15)	-	-	-
Sundaram Select Midcap Fund(13-14)	2,720	99.68	(100.01)
Sundaram Growth Fund(14-15)	-	-	-
Sundaram Growth Fund(13-14)	176	8.63	(8.66)



D. Other than Hedging Positions through options as on March 31,2015 :

Scheme Name	Underlying	Call/Put	Number of Contracts	Option Price when purchased	Current Option Price
Sundaram Growth Fund	NIFTYOPTION 31-DEC-15- CALL-8000	CALL	706	960.9734	1,058.6000
Sundaram Select Focus Fund	NIFTYOPTION 31-DEC-15- CALL-8000	CALL	446	960.8256	1,058.6000
Sundaram SMILE Fund	31-DEC-15- CALL-8500	CALL	856	960.8268	1,058.6000
Sundaram SMILE Fund	NIFTYOPTION3 0- JUNE-16- CALL- 8500	CALL	955	1045.05	1,064.3400
Sundaram Growth Fund	NIFTY OPTION 28-DEC-2017- CALL-8500	CALL	990	2019.1	1,701.1000
Sundaram Equity Multiplier Fund	NIFTYOPTION 31-DEC-2015- CALL-9000	CALL	132	821.7	465.0000
Sundaram Equity Plus Fund	NIFTYOPTION 31-DEC-2015- CALL-9000	CALL	65	821.7	465.00
Sundaram Select Thematic PSU Opportunities Fund	31-DEC-2015- CALL-9000	CALL	148	821.7	465.00

Total Exposure through option (Other than hedging) as a %age of net assets

Scheme Name	%
Sundaram Growth Fund	1.19%
Sundaram Select Focus Fund	0.59%
Sundaram SMILE Fund	0.47%
Sundaram SMILE Fund	0.52%
Sundaram Growth Fund	2.67%
Sundaram Equity Multiplier Fund	0.24%
Sundaram Equity Plus Fund	0.25%
Sundaram Select Thematic PSU Opportunities Fund	0.29%

Other than Hedging Positions through options as on March 31,2014 :NIL

Total exposure of options as a % of net assets(as on march 31,2014) -NIL



For the period ended March 31,2015, the following non hedging transactions through options which have been already excised/expired

Scheme Name	Total Number of contracts entered into	Gross Notional Value of contracts (Rs. in	Net Profit/Loss on all contracts
Sundaram S.M.I.L.E Fund	1,607	150.43	27.19
Sundaram Equity Mutliplier Fund	1,610	257.23	34.03
Sundaram Select Midcap Fund	5,350	598.67	419.58
Sundaram Select Focus Fund	10,188	1,175.36	415.15
Sundaram Select Thematic Funds Rural India Fund	2,235	222.11	52.45
Sundaram Equity Plus Fund	526	90.25	1.70
Sundaram Growth Fund	653	52.66	-1.22
Sundaram Select Thematic PSU Opportunities Fund	964	191.01	2.27
Sundaram Financial Services Opportunities Fund	339	27.47	4.92

For the period ended March 31,2014, non hedging transactions through options which have been already excised/expired: NIL

E. Hedging Positions through Swaps as on March 31,2015 - Nil

Hedging Positions through Swaps as on March 31,2014 - Nil



SUNDARAM MUTUAL FUND

Annexure VI

Details of Unclaimed Redemptions and Unclaimed Dividends as on 31 march 2015

EQUITY SCHEMES

S.NO	SCHEME NAME	UNCLAIMED REDEMPTIONS		UNCLAIMED DIVIDEND	
		COUNT	AMOUNT	COUNT	AMOUNT
1	Sundaram Infrastructure Advantage Fund	882	15448770.2	1655	3779523.57
2	Sundaram Select Midcap	723	13015268.36	13712	21386518.05
3	Sundaram Equity Multiplier Fund	110	3117567.24	1281	2235252.15
4	Sundaram Select Focus	250	5776676.51	1450	4978480.32
5	Sundaram Smile Fund	127	2198154.24	2666	5187335.07
6	Sundaram Rural India Fund	126	2799850.72	2708	8923067.87
7	Sundaram Tax Saver (Open-Ended) Fund	555	10345068.4	27407	33438844.47
8	Sundaram Balanced Fund	6	106786.4	117	1223089.4
9	Sundaram Entertainment Opportunities Fund	28	904823.08	232	480781.09
10	Sundaram Financial Opportunities Fund	41	671411.93	523	2061614.38
11	Sundaram Growth Fund	56	1063223.67	2031	4849989.36
12	Sundaram Thematic Psu Opportunities Fund	46	882154.69	117	277240.08
13	Sundaram Equity Plus	13	441603.9	92	188736.38
14	Sundaram Microcap Sr 1	-	-	35	141468
15	Sundaram Microcap Sr 2	-	-	27	155780
16	Sundaram Microcap Sr 3	-	-	53	316336.5
17	Sundaram Microcap Sr 4	-	-	55	172556.5
18	Sundaram Select Small Cap Fund	1044	21139627.13	286	540074.64
19	Sundaram Global Advantage Fund	67	1118427.61	-	-

DEBT SCHEMES

S.NO	SCHEME NAME	UNCLAIMED REDEMPTION		UNCLAIMED DIVIDEND	
		COUNT	AMOUNT	COUNT	AMOUNT
1	Sundaram Select Debt Short Term Asset Plan	9	36979.04	-	-
2	Sundaram Flexible Fund Flexible Income Plan	3	1127.48	-	-
3	Sundaram Flexible Fund Short Term Plan	21	165113.55	19	9191.79
4	Sundaram Money Fund	5	55781.57	2	5801.34
5	Sundaram Ultra Short Term Fund	18	91618.28	1	11477.81
6	Sundaram Bond Saver	171	555483.47	2164	1402935.81
7	Sundaram Monthly Income Plan - Aggressive Plan	3	1950.71	-	-
8	Sundaram Monthly Income Plan - Moderate Plan	67	455754.5	510	130673.21
9	Sundaram Income Plus	16	127583.38	61	11212.85
10	Sundaram Fixed Income Interval Qtrly Plan --A	1	2475.15	-	-
11	Sundaram Fixed Income Interval Qtrly Plan -B	5	2858.73	-	-
12	Sundaram Cap. Pr. Oriented Fund 2 Years --Series 1	1	11493.2	-	-
13	Sundaram Cap. Pr. Oriented Fund 2 Years --Series 3	2	68551.2	-	-
14	Sundaram Cap. Pr. Oriented Fund 2 Years --Series 4	3	144680.05	-	-
15	Sundaram Cap. Pr. Oriented Fund 3 Years --Series 2	101	5074464.63	-	-
16	Sundaram Cap. Pr. Oriented Fund 3 Years --Series 3	9	339432.95	-	-
17	Sundaram Cap. Pr. Oriented Fund 3 Years --Series 4	9	2370235.98	-	-
18	Sundaram Cap. Pr. Oriented Fund Series 1-5 Years	2	25725.2	-	-
19	Sundaram Cap. Pr. Oriented Fund Series 1-3 Years	6	200156.15	-	-
20	Sundaram Fixed Term Plan Sr 12	1	23142	-	-
21	Sundaram Fixed Term Plan Sr 20	2	168204.61	-	-
22	Sundaram Fixed Term Plan Sr Ar	2	71.76	-	-
23	Sundaram Fixed Term Plan Sr Aw	1	328674	-	-
24	Sundaram Fixed Term Plan Sr K	-	-	25	16349.23
25	Sundaram Tax Saver 97	-	-	73	870531
26	Sundaram Tax Saver 98	4	133837	-	-

