

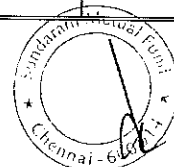

SUNDARAM MUTUAL FUND

Annexure I

Notes Forming part of Financial Statements for the year /period ended 31st March 2015

List of Companies Who held more than 5% of net assets of the scheme and aggregate value of investments made by the schemes in the said companies (one year prior to or after the date of investments)

Name of the Company	The Scheme in which the Investment has been made by the Company	Date of investment	Holding as % of the Net Assets of the relevant Scheme	The scheme which has made Investment in the Company	(Rs. In lakhs)	
					Cost (Rs. In Lakhs)	Holdings as on 31.03.15. Market Value in Lakhs
Andhra Bank	Sundaram Ultra Short Term Fund	01.10.2012	10.46	DEBTST	7,500.00	0.00
				SLIQ+	44,927.31	0.00
				SMON	94,674.65	2,480.87
				SMILE	358.85	1,033.39
				STAX	259.33	711.00
				SUNGRO	86.41	0.00
				SUNPSU	43.22	0.00
				SFRSTP	13,818.28	13,877.13
				SFTPEU	987.92	998.53
Asian Paints	Sundaram Money Fund	06.11.2012	13.49	CP2SR4	9.22	0.00
	Sundaram Ultra Short Term Fund	31.12.2012	9.81	CP3SR3	8.70	0.00
	Sundaram Fixed Term Plan EU	23.01.2014	24.29	CP3SR4	17.71	0.00
	Sundaram Fixed Term Plan FF	11.03.2014	8.85	CP3SR5	9.25	0.00
	Sundaram Fixed Term Plan FB	26.02.2014	5.00	CP3SR6	8.16	0.00
	Sundaram Fixed Term Plan GU	21.01.2015	24.98	CP3SR7	8.00	0.00
				CP3SR9	12.17	11.52
				CP5SR2	16.14	14.26
				CP5SR3	25.51	26.03
				CP5SR4	20.23	20.58
				MULTIP	185.33	64.90
				SFOCUS	447.52	0.00
				SHYBA	9.95	11.40
				SHYBC	5.36	8.32
				SHYBD	9.65	14.61
				SHYBF	7.41	10.89
				SHYBH	1.97	3.12
				SMILE	349.04	0.00
				STAX	1,117.99	0.00
				STOP1	54.20	85.71
				STOP2	33.74	48.14
				SUNBAL	26.80	0.00
			SUNGRO	978.13	226.72	
			SHYBK	4.26	5.87	
			STOP3	41.48	53.14	
			SRURAL	192.73	162.26	
			STOP4	147.84	138.39	
			STOP5	171.95	168.86	
Bank of India	Sundaram Money Fund	09.05.2012	10.50	MIDCAP	446.17	0.00
	Sundaram Money Fund	05.11.2012	8.91	SLIQ+	41,000.73	491.96
				SMON	990.58	0.00
				DEBTST	9,754.66	0.00
				SFRSTP	11,929.58	0.00
			SUNFOP	89.35	58.76	
Bank of Baroda	Sundaram Money Fund	27.06.2012	18.50	SUNGRO	541.75	95.71
	Sundaram Money Fund	30.10.2012	9.90	SFOCUS	73.14	0.00
		27.12.2012	11.17	DEBTST	5,000.00	0.00
				SUNPSU	127.73	246.25
				SLIQ+	24,527.62	0.00
				SFRSTP	9,562.28	0.00
				SHYBH	2.16	4.25
				SHYBK	4.35	4.10
				SMON	20,906.67	20,302.97
				STOP3	84.46	77.95
				SUNBAL	13.12	57.23
				SFTPEU	499.00	499.29
				SRURAL	235.33	171.68
				SUNBAL	18.13	57.23





SUNDARAM MUTUAL FUND

Annexure I

Notes Forming part of Financial Statements for the year /period ended 31st March 2015

List of Companies Who held more than 5% of net assets of the scheme and aggregate value of investments made by the schemes in the said companies (one year prior to or after the date of investments)

Bajaj Auto Ltd	Sundaram Fixed Term Plan GU	21.01.2015	24.98	SUNGRO	804.07	167.40
Bharti Airtel	Sundaram Money Fund	30.03.2015	5.64	STAX	1,503.93	1,598.18
				SUNGRO	1,513.60	333.48
				SFOCUS	880.94	884.93
				SHYBC	9.83	17.27
				SHYBD	32.93	41.62
				SHYBF	18.08	21.57
				SHYBH	16.41	20.72
				SHYBK	14.55	16.72
				SUNBAL	46.63	78.66
Cairns India	Sundaram Money Fund	01.08.2013	14.53	CAPEXD	118.74	0.00
	Sundaram Money Fund	01.10.2013	9.66	CAPEXG	142.23	0.00
	Sundaram Money Fund	27.11.2013	7.11	ENERGY	569.50	0.00
	Sundaram Money Fund	16.12.2013	7.08	MULTIP	235.25	0.00
	Sundaram Money Fund	21.03.2014	6.70	SFOCUS	434.38	0.00
	Sundaram Money Fund	22-Jul-2014	9.68	SHYBA	7.74	4.97
	Sundaram Money Fund	24-Jul-2014	9.37	SHYBC	7.04	4.57
	Sundaram Money Fund	31-Jul-2014	9.80	SHYBD	18.81	12.07
	Sundaram Money Fund	4-Sep-2014	5.31	SHYBF	12.55	7.59
				SHYBH	8.46	5.19
				SUNEPL	104.39	0.00
				SHYBK	8.30	4.89
				SUNGRO	277.10	0.00
Canara Bank	Sundaram Money Fund	30.10.2012	9.90	CP3SR3	989.22	0.00
		31.12.2012	16.84	DEBTST	30,411.92	7,710.07
		02.04.2013	6.64	SFRSTP	92,689.29	40,930.64
				SFTPDC	791.38	0.00
				SFTPDH	2,460.00	0.00
				SFTPER	547.50	0.00
				SFTPEX	2,236.16	0.00
				SFTPFA	319.37	499.31
				SFTPFD	2,782.76	3,095.71
				SFTPPF	2,284.60	0.00
				SLIQ+	233,034.35	27,057.95
				SMILE	80.99	0.00
				SMON	283,985.00	14,798.82
				SBKPSU	465.68	1,348.90
				SUNIP	1,380.64	2,324.33
CIPLA Limited	Sundaram Money Fund	18.07.2012	8.59	MULTIP	83.50	142.49
	Sundaram Money Fund	21.09.2012	19.44	SHYBA	2.96	5.34
	Sundaram Money Fund	16.10.2012	26.54	SHYBC	4.08	6.95
	Sundaram Money Fund	14.12.2012	23.08	SHYBF	18.13	32.30
	Sundaram Money Fund	01.01.2013	7.06	SUNPSU	121.21	0.00
	Sundaram Money Fund	29.04.2013	5.32	STAX	973.57	0.00
				SUNGRO	725.55	221.34
				SFOCUS	423.60	0
				STOP4	71.60	77.55
				STOP5	85.92	86.52
Crompton Greaves Ltd	Sundaram Money Fund	04.10.2012	11.21	CAPEXD	36.68	0.00
		31.12.2012	5.02	CAPEXG	1,100.48	1,617.67
	Sundaram Liquid Plus	19.03.2013	5.09	MIDCAP	5,915.43	4,932.23
				MULTIP	160.93	166.00
				SFOCUS	394.04	332.00
				SRURAL	251.95	202.52
				STAX	1,646.55	1,316.63
				STOP3	42.41	36.01
				SUNGRO	137.42	0.00
				SUNMIA	31.42	24.90
				SUNVALF1	241.82	226.99
				SMALL2	20.67	323.66
				STOP4	72.70	61.82
				STOP5	85.93	82.07
				SUNBAL	25.78	24.90
			SUNVALF2	76.63	70.55	




SUNDARAM MUTUAL FUND

Annexure I

Notes Forming part of Financial Statements for the year /period ended 31st March 2015

List of Companies Who held more than 5% of net assets of the scheme and aggregate value of investments made by the schemes in the said companies (one year prior to or after the date of investments)


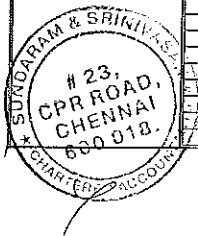
Dewan Housing Finance Corp	Sundaram Ultra Short Term Fund	01.01.2014	6.01	DEBTST	29,809.96	9,194.35	
	Sundaram Ultra Short Term Fund	16.04.2014	6.66	SFTPFL	1,130.00	1,254.75	
	Sundaram Ultra Short Term Fund	02.05.2014	10.73	SLIQ+	74,045.08	3,630.72	
				SMON	30,999.76	39,475.80	
				SUNMIP	500.00	355.33	
				SFTPGK	440.00	464.49	
EXIM Bank	Sundaram Money Fund	04.04.2012	15.26	DEBTST	8,552.18	0.00	
	Sundaram Money Fund	19.06.2012	20.18	SFRLTP	5,151.78	5,623.41	
	Sundaram Ultra Short Term Fund	18.04.2012	45.09	SFTPDP	493.89	640.97	
	Sundaram Ultra Short Term Fund	20.07.2012	11.83	SLIQ+	111,384.80	4,634.69	
	Sundaram Money Fund	21.09.2012	8.00	SMON	30,752.77	0.00	
	Sundaram Money Fund	08.10.2012	13.97	SUNBDS	4,144.07	1,082.06	
		12.12.2012	7.33	SUNMIP	1,034.20	0.00	
Federal Bank	Sundaram Money Fund	08.08.2012	7.37	MIDCAP	1,416.35	4,207.48	
	Sundaram Money Fund	31.12.2012	10.87	CAPEXG	135.25	0.00	
				STAX	310.73	1,452.55	
				STOP3	41.87	46.27	
				SUNFOP	126.83	132.05	
				SUNGRO	189.98	0.00	
				SMALL2	195.75	172.99	
				SUNVALF2	50.21	46.22	
Grasim Industries Ltd	Sundaram Banking & PSU Debt Fund	27.03.2015	13.98	SUNGRO	541.88	142.79	
Hindalco Industries Ltd	Sundaram Ultra Short Term	12.10.2012	5.33	SFOCUS	693.70	245.10	
	Sundaram Ultra Short Term	10.10.2012	6.54	SHYBA	4.01	3.68	
	Sundaram Ultra Short Term	01.01.2014	10.16	SHYBC	3.90	3.49	
	Sundaram Income Plus	26.02.2015	32.92	SHYBD	9.68	8.65	
	Sundaram Banking & PSU debt fund	27.03.2015	13.98	SHYBF	6.92	5.89	
				SHYBH	4.55	3.78	
				STOP1	54.11	41.71	
				STOP2	34.35	28.46	
				SUNBAL	41.44	45.15	
				SUNBDS	2,046.18	511.80	
				SUNGRO	449.94	101.65	
				SHYBK	4.76	3.55	
				STOP3	41.32	27.84	
				DEBTST	493.40		
ICICI Bank Ltd	Sundaram Money Fund	02.05.2012	7.87	ENERGY	214.43	0.00	
	Sundaram Money Fund	09.08.2012	9.04	SFOCUS	263.76	0.00	
				SMON	22,203.59	0.00	
				STAX	2,214.20	0.00	
				SUNEPL	45.97	337.59	
				CAPEXG	305.22	0.00	
				SHYBK	63.56	69.02	
				STOP3	230.64	242.23	
				SUNMIP	52.10	55.21	
				MULTIP	53.17	441.70	
				SLIQ+	7,185.29	0.00	
				STOP1	433.67	380.90	
				SUNFOP	130.16	0.00	
				SUNGRO	4,882.13	2,532.65	
				SUNIP	488.93	0.00	
				STOP4	201.57	177.02	
				STOP5	215.35	203.88	
	Industrial Development Bank	Sundaram Money Fund	22.05.2012	7.34	DEBTST	7,602.69	0.00
		Sundaram Money Fund	24.12.2012	5.75	SFRSTP	50,389.25	10,220.95
				SFTPDH	2,411.68	0.00	
				SFTPDR	2,262.19	0.00	
				SINTA	1,074.04	0.00	
				SINTE	973.73	0.00	
				SLIQ+	203,133.13	4,634.17	
				SMON	87,939.91	37,118.34	
				SUNBDS	496.73	0.00	
				SFTPEX	2,387.96	2,495.23	
				SFTPDF	2,984.96	3,095.32	
				SFTPFI	4,775.92	5,012.43	
				SUNPSU	75.78	71.00	



SUNDARAM MUTUAL FUND Annexure I
Notes Forming part of Financial Statements for the year / period ended 31st March 2015

List of Companies Who held more than 5% of net assets of the scheme and aggregate value of investments made by the schemes in the said companies (one year prior to or after the date of investments)

IFC LIMITED	Sundaram Fixed Term Plan EV	06.02.2014	9.15	CAPEXG	994.75	0.00
	Sundaram Fixed Term Plan EV	16.02.2014	9.89	CP3SR4	21.10	0.00
	Sundaram Fixed Term Plan FB	26.02.2014	8.34	CP3SR5	10.97	0.00
	Sundaram Fixed Term Plan FF	11.03.2014	8.85	CP3SR6	9.77	0.00
	Sundaram Money Fund	30.04.2014	5.48	CP3SR7	9.37	0.00
	Sundaram Money Fund	15.05.2014	9.27	CP3SR9	13.16	80.75
	Sundaram Money Fund	04.07.2014	8.07	CP5SR2	28.73	108.87
	Sundaram Money Fund	07.07.2014	11.64	CP5SR3	30.43	182.34
	Sundaram Money Fund	05.08.2014	5.06	CP5SR4	47.71	145.96
	Sundaram Money Fund	19.08.2014	5.08	ENERGY	109.28	0.00
	Sundaram Money Fund	20.08.2014	7.53	MULTIP	233.94	228.10
	Sundaram Money Fund	21.08.2014	8.81	SFOCUS	1,188.47	1,612.96
	Sundaram Money Fund	26.12.2014	9.88	SHYBA	43.14	34.28
	Sundaram Money Fund	29.01.2015	6.47	SHYBC	43.62	43.04
	Sundaram Money Fund	30.01.2015	7.81	SHYBD	115.20	82.72
	Sundaram Money Fund	01.02.2015	8.42	SHYBF	58.13	54.88
	Sundaram Money Fund	02.02.2015	9.26	SHYBH	54.09	50.74
	Sundaram Money Fund	02.02.2015	9.26	SRURAL	596.98	400.80
	Sundaram Money Fund	11.02.2015	7.94	STAX	7,300.22	2,690.51
	Sundaram Money Fund	13.02.2015	7.83	STOP1	104.56	102.72
	Sundaram Money Fund	16.02.2015	8.04	STOP2	65.60	64.45
	Sundaram Money Fund	18.02.2015	7.82	SUNBAL	34.78	81.46
	Sundaram Money Fund	25.02.2015	6.29	SUNEPL	421.97	195.51
Sundaram Money Fund	05.03.2015	9.56	SUNGRD	4,809.96	1,117.91	
Sundaram Money Fund	13.03.2015	9.67	SUNPSU	241.89	0.00	
Sundaram Money Fund	26.03.2015	6.14	SHYBK	47.10	31.22	
Sundaram Money Fund	27.03.2015	10.17	STOP3	81.42	74.02	
			SUNVALF2	27.38	24.44	
Larsen & Toubro	Sundaram Money Fund	04.04.2012	10.41	MULTIP	290.66	428.91
	Sundaram Money Fund	14.06.2012	5.55	SFOCUS	721.98	2,321.53
	Sundaram Money Fund	27.08.2012	19.10	SHYBA	9.87	65.05
	Sundaram Money Fund	03.09.2012	14.21	SMILE	412.84	0.00
	Sundaram Money Fund	14.12.2012	8.52	STAX	320.70	0.00
	Sundaram Money Fund	20.12.2012	11.56	SUNGRD	3,773.78	1,026.72
	Sundaram Money Fund	05.03.2015	5.76	SMON	4,988.63	0.00
				SLIQ+	7,572.30	0.00
				CAPEXG	388.59	0.00
				SLTAX1	27.52	27.63
				STOP4	161.40	169.33
				SUNVALF2	55.96	55.89
LIC Housing Finance Ltd	Sundaram Money Fund	20.06.2012	5.14	DEBTST	10,179.51	4,078.74
	Sundaram Money Fund	08.08.2012	8.36	MIDCAP	2,094.14	0.00
	Sundaram Money Fund	12.09.2012	7.42	MULTIP	118.69	0.00
	Sundaram Money Fund	09.10.2013	9.46	SFRLLP	6,481.70	0.00
				SFTPEU	501.13	500.02
				SLIQ+	131,091.97	1,514.03
				STAX	572.80	0.00
				STOP1	54.11	69.78
				STOP2	33.74	45.44
				SUNBDS	14,291.39	0.00
				SUNGRD	85.31	0.00
				CP3SR9	704.33	1,203.36
				CP5SR2	120.22	120.41
				SFTPDO	903.21	909.43
				STOP3	41.43	62.73
				SMON	15,504.10	0.00
				SFOCUS	634.67	690.76
			SUNFOP	190.60	175.04	
Mahindra & Mahindra Limited	Sundaram Money Fund	05.09.2012	11.66	STAX	1,341.90	0.00
	Sundaram Money Fund	24.09.2012	10.95	SHYBK	12.85	12.44
	Sundaram Money Fund	17.10.2012	8.88	STOP3	81.35	80.37
	Sundaram Ultra Short Term Fund	07.11.2012	7.29	SUNMIC	9.66	9.50
				SUNMIP	54.74	53.45
				MULTIP	125.79	118.78
				SLIQ+	7,391.27	0.00
				SRURAL	37.52	0.00
				SUNEPL	25.00	118.78
				SUNGRD	1,125.99	331.88
			SFOCUS	122.44	593.90	
			STOP4	145.51	128.16	
			STOP5	172.40	167.00	
Maruti Suzuki Ltd	Sundaram Money Fund	08.11.2012	15.2	CAPEXG	31.82	0.00
	Sundaram Fixed Term Plan FI	20.03.2014	15.96	CAPEXG	851.05	1,700.78
	Sundaram Fixed Term Plan FF	11.03.2014	17.71	CP2SR4	60.68	0.00
	Sundaram Fixed Term Plan FJ	26.03.2014	16.38	CP3SR3	41.01	0.00
	Sundaram Fixed Term Plan FB	26.02.2014	16.67	CP3SR4	81.48	0.00
	Sundaram Fixed Term Plan EW	06.02.2014	18.31	CP3SR5	35.51	0.00
	Sundaram Money Fund	03.11.2014	10.05	CP3SR6	34.93	0.00
				CP3SR7	37.55	0.00
				CP3SR9	51.56	36.05
				CP5SR2	49.76	41.15
				CP5SR3	76.95	63.89
				CP5SR4	61.13	66.26
				ENERGY	335.63	0.00
				MULTIP	342.04	188.56
				SFOCUS	904.06	1,294.07
				SHYBA	13.97	14.97
				SHYBC	1.78	3.70
				SHYBD	9.52	19.41
			SHYBF	9.89	19.34	
			SHYBH	8.33	16.12	
			SMILE	761.98	0.00	
			SRURAL	378.33	628.55	
			STAX	2,735.70	2,033.54	
			STOP1	269.45	170.08	
			STOP2	66.54	101.79	
			SUNBAL	56.21	110.92	
			SUNEPL	141.59	92.43	
			SUNGRD	1,390.30	298.23	
			SHYBK	5.62	7.84	
			STOP3	83.98	120.50	
			STOP4	144.71	147.52	
			STOP5	171.63	172.81	




SUNDARAM MUTUAL FUND

Annexure I

Notes Forming part of Financial Statements for the year /period ended 31st March 2015

List of Companies Who held more than 5% of net assets of the scheme and aggregate value of investments made by the schemes in the said companies (one year prior to or after the date of investments)

NABARD	Sundaram Money Fund	03.04.2012	24.57	DEBTST	6,478.00	0.00
	Sundaram Money Fund	03.10.2012	9.9	SFTPDP	494.00	501.67
		14.12.2012	8.52	SFTPDT	547.86	561.87
	Sundaram Money Fund	02.04.2013	6.64	SFTPFL	994.93	1,004.51
	Sundaram Money Fund	25.07.2013	6.93	SLIQ+	161,921.42	0.00
	Sundaram Money Fund	28.03.2014	5.16	SMON	139,896.75	0.00
				SUNBDS	3,492.04	0.00
				SFTPDO	347.51	350.19
				SFTPGU	159.06	161.16
Oriental Bank of Commerce	Sundaram Money Fund	20.04.2012	12.59	DEBTST	4,563.54	0.00
	Sundaram Ultra Short Term Fund	03.07.2012	34.41	MIDCAP	1,430.68	0.00
	Sundaram Ultra Short Term Fund	01.10.2012	20.92	SFRSTP	30,541.10	0.00
	Sundaram Money Fund	07.03.2014	5.69	SFTPDF	3,826.48	0.00
				SFTPDW	634.94	0.00
				SFTPES	457.50	0.00
				SFTPEW	2,283.40	0.00
				SFTPEX	2,260.49	0.00
				SFTPEY	2,988.75	0.00
				SFTPFA	455.47	0.00
				SFTPFB	2,278.25	0.00
				SFTPFD	456.45	0.00
				SLIQ+	155,500.85	0.00
				SMILE	386.94	305.03
				SMON	284,335.30	759.70
				SRURAL	168.05	0.00
				SUNBDS	4,998.56	0.00
				SUNMIA	456.45	0.00
				MULTIP	133.43	102.30
				SUNPSU	79.88	61.38
			SFTPER	1,475.70	1,706.85	
			SMILE	179.48	305.03	
Punjab National Bank	Sundaram Ultra Short Term Fund	04.07.2012	25.21	ENERGY	145.85	0.00
	Sundaram Money Fund	31.12.2012	9.65	MIDCAP	544.92	0.00
				SFOCUS	269.57	0.00
				SFRSTP	22,231.73	0.00
				SHYBA	2.87	5.43
				SHYBC	1.55	3.67
				SLIQ+	49,582.76	0.00
				SMON	66,118.77	4,931.35
				SRURAL	156.12	0.00
				STAX	587.88	0.00
				SUNGRO	700.78	66.59
				SUNPSU	126.79	288.80
				SHYBK	11.04	8.18
				STOP3	126.49	94.47
				STOP4	73.12	49.75
				STOP5	85.94	74.31
Reliance Industries Ltd	Sundaram Money Fund	17.04.2012	36.11	CAPEXD	178.63	0.00
	Sundaram Money Fund	27.06.2012	18.5	CAPEXG	329.01	867.30
	Sundaram Money Fund	17.07.2012	27.44	CP2SR4	20.76	0.00
	Sundaram Money Fund	10.07.2012	17.86	CP3SR2	136.31	0.00
	Sundaram Money Fund	21.09.2012	15.81	CP3SR3	16.52	0.00
	Sundaram Money Fund	19.10.2012	8.51	CP3SR4	24.87	0.00
	Sundaram Money Fund	03.12.2012	8.2	CP3SR5	18.01	0.00
	Sundaram Monthly Income Plan	24.12.2012	22.14	CP3SR6	16.15	0.00
	Sundaram Money Fund	26.02.2013	9.82	CP3SR7	13.27	0.00
	Sundaram Money Fund	28.02.2013	13.08	CP3SR9	29.02	87.46
	Sundaram Money Fund	08.03.2013	26.85	CP5SR2	8.57	117.89
	Sundaram Flexible short term fund	15.03.2013	13.62	CP5SR3	41.95	195.62
	Sundaram Money Fund	10.07.2013	20.9	CP5SR4	33.64	154.29
	Sundaram Select Debt short asset plan	20.09.2013	14.06	ENERGY	263.08	0.00
	Sundaram Money Fund	22.07.2013	30.93	MULTIP	566.99	413.00
	Sundaram Money Fund	01.10.2013	17.49	SFOCUS	247.40	826.00
	Sundaram Flexible short term fund	26.11.2013	20.41	SHYBA	44.69	42.94
	Sundaram Select Debt short asset plan	23.12.2013	14.24	SHYBC	45.32	44.77
	Sundaram Fixed Term Plan EU	23.01.2014	24.29	SHYBD	108.50	110.58
	Sundaram Fixed Term Plan FB	26.02.2014	20.84	SHYBE	63.85	55.24
	Sundaram Fixed Term Plan EY	18.02.2014	24.73	SHYBH	54.23	45.82
	Sundaram Fixed Term Plan FF	11.03.2014	22.13	STAX	2,759.63	1,899.80
	Sundaram Fixed Term Plan FD	06.03.2014	24.6	STOP1	217.08	165.20
	Sundaram Fixed Term Plan FI	20.03.2014	22.35	STOP2	164.74	90.86
	Sundaram Fixed Term Plan FJ	26.03.2014	19.66	SUNEPL	588.52	247.80
	Sundaram Fixed Term Plan EX	11.02.2014	23.88	SUNGRO	3,601.64	980.74
	Sundaram Fixed Term Plan EW	06.02.2014	22.89	SHYBK	54.96	40.81
	Sundaram Ultra Short Term Fund	08.07.2014	25.54	STOP3	206.43	115.64
	Sundaram Growth Fund	21.11.2014	18.37	SUNMIP	55.89	45.43
	Sundaram Growth Fund	24.11.2014	14.94	STOP4	107.21	99.28
	Sundaram Money Fund	31.12.2014	5.36	STOP5	128.81	124.84
	Sundaram Money Fund	25.02.2015	6.81			
	Sundaram Select Debt short asset plan	12.03.2015	5.06			
Sundaram Select Debt short asset plan	30.03.2015	5.84				
Sundaram Select Debt short asset plan	31.03.2015	8.48				




SUNDARAM MUTUAL FUND

Annexure I

Notes Forming part of Financial Statements for the year /period ended 31st March 2015

List of Companies Who held more than 5% of net assets of the scheme and aggregate value of investments made by the schemes in the said companies (one year prior to or after the date of investments)

Shriram Transport Finance Ltd	Sundaram Money Fund	26.04.2012	7.16	DEBTST	13,490.04	5,504.41
	Sundaram Money Fund	21.05.2012	9.23	SFTPD	1,491.65	502.75
	Sundaram Money Fund	17.07.2012	5.49	SUNBDS	998.35	0.00
	Sundaram Money Fund	07.08.2012	21.73	SLIQ+	2,490.30	1,115.30
	Sundaram Money Fund	09.08.2012	14.74	SFOCUS	455.91	501.46
	Sundaram Money Fund	13.09.2012	7.78	STAX	843.29	891.48
	Sundaram Money Fund	23.10.2012	5.16	SUNBAL	13.52	33.43
	Sundaram Money Fund	24.12.2012	5.75	SUNFOP	221.02	300.87
	Sundaram Money Fund	05.04.2013	8.07	SUNGRO	491.87	0.00
	Sundaram Money Fund	09.10.2013	8.26	SUNFOP	53.11	300.87
	Sundaram Money Fund	06.03.2014	5.2			
	Sundaram Money Fund	20.03.2014	5.08			
	Sundaram Money Fund	27.05.2014	5.32			
	Sundaram Money Fund	07.10.2014	6.37			
	Sundaram Money Fund	09.10.2014	6.33			
State Bank of Hyderabad	Sundaram Money Fund	31.12.2012	6.52	CP3SR4	776.11	0.00
				CP3SR6	136.96	0.00
				SLIQ+	4,903.69	0.00
				SMON	10,855.10	0.00
State Bank of India	Sundaram Money Fund	03.04.2012	36.85	CAPEXD	103.48	0.00
	Sundaram Ultra Short Term Fund	07.06.2012	53.09	CAPEXG	6.00	0.00
	Sundaram Ultra Short Term Fund	31.07.2012	21.88	MULTIP	571.18	480.89
	Sundaram Ultra Short Term Fund	31.08.2012	20.25	SFOCUS	1,897.31	1,513.93
	Sundaram Money Fund	01.10.2012	26.56	SHYBA	16.83	28.55
	Sundaram Ultra Short Term Fund	01.10.2012	20.92	SHYBC	17.57	27.16
	Sundaram Money Fund	01.01.2014	8.47	SHYBD	44.43	64.57
	Sundaram Money Fund	20.02.2014	5.35	SHYBF	25.64	33.89
	Sundaram Money Fund	10.04.2014	8.39	SHYBH	23.52	29.35
	Sundaram Money Fund	01.10.2014	6.78	SRURAL	212.16	240.35
	Sundaram Money Fund	31.10.2014	8.13	STAX	309.91	1,602.30
	Sundaram Money Fund	01.01.2015	11.21	STOP1	201.15	202.96
	Sundaram Money Fund	29.01.2015	9.99	STOP2	133.55	133.77
				SUNBAL	22.79	85.46
				SUNEPL	186.88	213.64
				SUNFOP	123.87	1,121.61
				SUNGRO	2,411.12	508.48
				SUNPSU	441.67	1,004.23
			SHYBK	26.54	26.33	
			STOP3	165.41	179.64	
Sundaram BNP Home Finance	Sundaram Money Fund	26.03.2014	6.10	DEBTST	2,250.68	304.71
	Sundaram Money Fund	29.10.2014	5.24	SFTPER	750.23	700.79
				SHYBA	401.04	480.29
				SFTPEU	600.00	600.04
				SFTPDZ	481.10	562.76
Tata Capital Financial Ser Ltd	Sundaram Money Fund	24.07.2012	12.55	SHYBA	400.00	408.23
		12.09.2012	6.18	SMON	39,549.40	9,893.79
	Sundaram Money Fund	10.10.2012	5.7	DEBTST	2,500.00	0.00
		11.10.2012	5.64			
Tata Communications Ltd	Sundaram Money Fund	22.05.2013	7.88	MIDCAP	2,543.82	3,481.50
				MULTIP	228.73	379.80
				SFOCUS	634.41	0.00
				SMILE	492.17	0.00
				STAX	1,103.74	1,582.50
				SUNEOP	82.24	42.20
				SUNGRO	339.03	0.00
				SUNMIA	69.19	75.96
				SUNPSU	232.28	295.40
Ultra Tech Cement Ltd	Sundaram Ultra Short Term Fund	12.01.2015	7.22	CAPEXG	213.52	931.81
				SFOCUS	277.14	863.37
				SMON	4,998.87	0.00
				STAX	221.71	1,237.50
				STOP4	145.27	133.22
				STOP5	171.82	168.21
				SUNGRO	537.61	182.28



SUNDARAM MUTUAL FUND

Annexure I

Notes Forming part of Financial Statements for the year /period ended 31st March 2015

List of Companies Who held more than 5% of net assets of the scheme and aggregate value of investments made by the schemes in the said companies (one year prior to or after the date of investments).

Union Bank of India	Sundaram Money Fund	09.04.2012	11.26	SFRSTP	8,315.94	0.00	
	Sundaram Money Fund	31.12.2012	43.48	SLIQ+	17,140.32	0.00	
				SMILE	84.03	0.00	
				SMON	61,130.18	21,758.48	
				MIDCAP	1,244.31	842.70	
United Bank of India	Sundaram Money Fund	14.06.2012	5.55	SMON	15,856.65	0.00	
		31.12.2012	10.87				
Voltas Ltd	Sundaram Ultra Short Term Fund	29.10.2013	5.01	CAPEXD	24.36	0.00	
		02.01.2014	5.33	CAPEXG	450.46	0.00	
	Sundaram Fixed Term Plan FJ	26.03.2014	16.38	MIDCAP	2,102.38	2,924.61	
	Sundaram Income Plus Fund	26.02.2015	26.34	MULTIP	113.06	0.00	
				SRURAL	173.63	0.00	
				SUNGRO	329.44	0.00	
Wipro Limited	Sundaram Money Fund	06.01.2014	5.27	CAPEXD	218.99	0.00	
		17.01.2014	5.79	CAPEXG	272.28	0.00	
		22.01.2014	8.15	CP3SR3	12.93	0.00	
		31.01.2014	5.08	CP3SR4	36.76	0.00	
		13.02.2014	7.48	CP3SR5	19.18	0.00	
		07.02.2014	5.96	CP3SR6	16.96	0.00	
		29.05.2014	8.05	CP3SR7	16.53	0.00	
				CP3SR9	24.60	45.29	
				CP5SR2	33.43	41.74	
				CP5SR3	52.93	66.06	
				CP5SR4	41.84	52.24	
				ENERGY	1,151.98	0.00	
				MULTIP	414.38	377.31	
				SFOCUS	245.58	0.00	
				SHYBA	12.12	15.21	
				SHYBC	14.61	15.73	
				SHYBD	37.56	39.81	
				SHYBF	16.65	25.03	
				SHYBH	12.05	14.09	
				SRURAL	76.37	0.00	
				SUNBAL	38.97	0.00	
				SUNEPL	186.60	157.21	
				SUNGRO	939.38	254.65	
				SHYBK	14.34	16.35	
				STAX	866.06	0.00	
				SUNMIC	9.54	11.00	
				SUNMIP	55.24	62.89	
	Yes Bank Limited	Sundaram Money Fund	13.08.2012	7.71	ENERGY	281.14	0.00
					MIDCAP	2,750.56	0.00
				SFOCUS	526.50	815.75	
				SFRSTP	2,335.92	0.00	
				SMON	30,000.00	0.00	
				SRURAL	131.47	0.00	
				STAX	682.87	0.00	
				SLIQ+	15,505.06	0.00	
				STOP1	236.21	252.88	
				SLTAX1	76.38	77.10	
				STOP3	83.29	122.36	
				STOP2	96.28	97.89	
				STOP4	72.54	68.24	
				STOP5	86.06	85.43	
				SUNGRO	255.94	253.71	
				SUNBAL	27.09	331.84	

