

SUNDARAM & SRINIVASAN
CHARTERED ACCOUNTANTS
23, C.P. RAMASWAMY ROAD,
ALWARPET, CHENNAI - 600 018.

Independent auditor's report on the financial statements
To the Board of Trustees of Sundaram Mutual Fund

1. Report on the Financial Statements.

We have audited the accompanying financial statement of Sundaram Mutual Fund SUNDARAM FIXED TERM PLAN AZ as at 31st March 2013, which comprise the Balance Sheet and the Revenue Account for the period ended 03-04-2012 and a summary of significant accounting policies and other explanatory information

2. Management's Responsibility for the Financial Statements

The management is responsible for the preparation of these financial statements that give a true and fair view of the financial position and financial performance of the Sundaram Mutual Fund SUNDARAM FIXED TERM PLAN AZ in accordance with the Eleventh Schedule of Securities and Exchange Board of India (Mutual Funds) Regulations, 1996 ("The Regulations"). This responsibility includes the design, implementation and maintenance of internal control relevant to the preparation and presentation of financial statements that give a true and fair view and are free from material misstatement, whether due to fraud or error.

3. Auditors Responsibility

Our responsibility is to express an opinion on these financial statements based on our audit. We conducted our audit in accordance with the standards on auditing issued by the Institute of Chartered Accountant of India. Those standards require that we comply with ethical requirements and plan and perform the audit to obtain reasonable assurance about whether the financial statements are free from material misstatement.

An audit involves performing procedures to obtain audit evidence about the amounts and the disclosures in the financial statements. The procedures selected depend on the auditor's judgment, including the assessment of the risks of material misstatement of the financial statements, whether due to fraud or error. In making those risk assessments, the auditor considers internal control relevant to the Mutual fund's preparation and fair presentation of the financial statements in order to design audit procedures that are appropriate in the circumstances, but not for the purpose of expressing an opinion on the effectiveness of the system's internal control. An audit also includes evaluating the appropriateness of the accounting policies used and the reasonableness of the accounting estimates made by the management, as well as evaluating the overall presentation of the financial statements. We believe that the audit evidence we have obtained is sufficient and appropriate to provide a basis for our audit opinion.

4. Opinion

In our opinion and to the best of our information and according to the explanations given to us, the said statements together with the notes forming part of Accounts give the information required by "The Regulations" in the manner so required and give a true and fair view in conformity with the accounting principles generally accepted in India :

- a. In case of Balance sheet, of the state of affairs of Sundaram Mutual fund, SUNDARAM FIXED TERM PLAN AZ as at March 31, 2013
- b. In the case of Revenue Account of the Surplus of Sundaram Mutual fund SUNDARAM FIXED TERM PLAN AZ for the Period ended on 03/04/2012.

5. Report on Other Legal and Regulatory Requirements

As required by Regulation 55 of Securities and Exchange Board of India (Mutual Funds) Regulations, 1996 we report that:

1. We have obtained all the information and explanations, which to the best of our knowledge and belief were necessary for the purpose of our audit.
2. The Balance sheet and Revenue Account are in agreement with the books of accounts of the Sundaram Mutual Fund.
- 3.a. The accounts have been prepared in accordance with accounting policies and standards as specified in the Ninth Schedule of "The Regulations".
b. In our opinion, the valuation methods adopted by the fund for valuation of non-traded securities, "in good faith" are fair and reasonable.

Place: Chennai
Date : 19th June 2013

For and on behalf of SUNDARAM & SRINIVASAN
Chartered Accountants (FRN No:0042075)



W. Srinivasan
K.SRINIVASAN
Partner

Membership No. 5809

BALANCE SHEET AS AT 31st MARCH, 2013

	SCHEDULE NO.	31-Mar-13	31-Mar-12
		Rs.	Rs.
LIABILITIES			
Unit Capital	1	-	702,113,330
Reserves & Surplus	2	-	67,400,792
Current Liabilities & Provisions	3	7,741	1,275,369
		7,741	770,789,491
ASSETS			
Investments	4	-	770,188,870
Other Current Assets	5	7,741	600,621
		7,741	770,789,491

Notes on Accounts

8


As per our Report of even date

For
Sundaram & Srinivasan
Chartered Accountants
(FRN.: 004207S)

K Srinivasan
K Srinivasan
Partner
(M.NO : 5809)



For
Sundaram Mutual Fund



P. S. Murugesan
Authorised Signatory

Place : Chennai
Date : 19th June 2013

SCHEDULE : 1

Unit Capital

	31/03/2013		31/03/2012	
	UNITS	Rs.	UNITS	Rs.
Initial capital	70,211,333	702,113,330	70,211,333	702,113,330
Unit Capital				
Opening Capital	70,211,333	702,113,330	70,211,333	702,113,330
Add: Units sold during the Year	-	-	-	-
Less : Units repurchased during the Year	70,211,333	702,113,330	-	-
Units at the end of the Year	-	-	70,211,333	702,113,330
				702,113,330

SCHEDULE : 2

Reserves & Surplus

	31/03/2013		31/03/2012	
	Rs.	Rs.	Rs.	Rs.
General Reserve				
Opening Balance	67,400,792		616,042	
Add / (Less): Transfer from Revenue Account	(67,400,792)		66,784,750	
Unrealised appreciation reserve				
Opening Balance	-		3,030,349	
Add/(Less) Net unrealized appreciation for the year	-		(3,030,349)	
Unrealised Appreciation Reserve (Schedule 7)				
				67,400,792

SCHEDULE : 3

Current Liabilities & Provisions

	31/03/2013	31/03/2012
	Rs.	Rs.
Current Liabilities		
Sundry Creditors	7,179	1,273,400
Others	562	1,969
	7,741	1,275,369



SCHEDULE : 4**Investments**

	31/03/2013	31/03/2012
	Rs.	Rs.
Others - Reverse Repo / CBLO	-	770,188,870
	-	770,188,870

SCHEDULE : 5**Other Current Assets**

	31/03/2013	31/03/2012
	Rs.	Rs.
Balance with banks in Current Accounts	7,741	95,051
Sundry Debtors	-	505,570
Outstanding and accrued Income		
	7,741	600,621




SCHEDULE : 6

Interest

	01.04.2012 - 03.04.2012	01.04.2011 - 31.03.2012
	Rs.	Rs.
Interest from banks and others	692,429	1,104,071
Discounting Charges	-	77,809,289
	692,429	78,913,360

2



SUNDARAM MUTUAL FUND
SUNDARAM FIXED TERM PLAN AZ

Schedules forming part of the Balance Sheet as at 31-Mar-2013
and the Revenue Account for the Period from 01.04.2012 to 03.04.2012

All amounts mentioned rupees in lakhs

SCHEDULE 8
NOTES ON ACCOUNTS

1 SIGNIFICANT ACCOUNTING POLICIES

1.1. INVESTMENTS

Investment transactions are accounted on trade dates at cost including brokerage, stamp duty and other levies.

Investments are marked to market. In valuing the Scheme's investments:

a) Government Securities

Government Securities are valued at the prices obtained from CRISIL in accordance with the guidelines for valuation of securities for mutual funds issued by SEBI.

Instruments bought on 'repo' basis have been valued at the resale price after deduction of applicable interest up to date of resale.

b) Other Securities

Traded Securities are valued at the last quoted closing price on the stock exchange. Non-traded / thinly traded securities are valued in good faith and in true and fair manner through appropriate valuation policies and procedures.

In accordance with the guidance note on accounting for investments in the financial statement of mutual funds issued by The Institute of Chartered Accountants of India, the investments are valued separately category-wise and the net unrealised appreciation is directly transferred to unrealised appreciation reserve and the net diminution is debited to revenue account.

1.2. INCOME RECOGNITION

- (i) Profit/Loss on sale of investments is recognised on the trade dates based on weighted average cost method.
- (ii) Income on investments is accounted on accrual basis.
- (iii) Other income is accounted on cash basis.

1.3. EXPENSES

Expenses are accounted for on accrual basis.

1.4. LOAD

In terms of SEBI (Mutual Funds) regulations, 1996:

- a) Out of exit load charged to investor, during the period from 01st April, 2012 to 30th September, 2012 a maximum of 1% of the redemption proceeds is maintained in a separate account which can be used by the AMC to pay commission to the distributor and for marketing and selling expenses of the scheme. Any balance in excess of 1% is credited to the scheme immediately and unutilised portion in the load account shall be credited to the scheme whenever felt appropriate by the AMC.
- b) The entire exit load charged to the investor for the period 01st October, 2012 to to 31st March, 2013, net of service tax is fully credited to the scheme.


1.5. EQUALISATION ACCOUNT

When the units are sold / re-purchased, the difference between the sale price / re-purchase price and the face value of the units is credited / debited to equalisation account. The net balance in this account is transferred to revenue account for the Period.

2. INVESTMENT MANAGER FEES

Management fee is computed on daily average net assets as under:

Description	01.04.2012 to 03.04.2012	01.04.11 to 31.03.12
Average daily net asset value	7,692.24	7,364.05
Management fee @ 0.67% of average daily net asset value. (Previous year 0.67%)	0.42	49.34



3. INVESTMENTS MADE IN COMPANIES WHO HAVE INVESTED MORE THAN FIVE PERCENT OF THE NET ASSET VALUE OF THE SCHEMES OF SUNDARAM MUTUAL FUND.

As Per Annexure - I

4. AGGREGATE VALUE OF PURCHASES & SALES MADE DURING THE PERIOD.

The aggregate value of investments purchased and sold (including matured) during the Period. as a percentage of average daily net asset value is as under :

Description	01.04.2012 to 03.04.2012	01.04.11 to 31.03.12
PURCHASE VALUE (AMOUNT)	-	1,429.69
%	0.00%	19.41%
SALES VALUE (AMOUNT)	-	9,216.31
%	0.00%	125.15%

5. AGGREGATE FAIR VALUE OF NON-TRADED/THINLY TRADED INVESTMENTS-

Aggregate Fair Value of non traded / thinly traded investments valued in "good faith" exceeding 5% of the Net Asset Value as at the end of the Period. :

Description	31.03.2013	31.03.2012
Aggregate Fair Value of non traded / thinly traded investments valued in "good faith" exceeding 5% of the Net Asset Value as at the end of the Period.	NIL	NIL
% to the asset under management	NIL	NIL

6. INCOME / EXPENDITURE

The total income and expenditure as a percentage of the daily average net assets, during the Period. are given below.

DESCRIPTION	01.04.2012 to 03.04.2012	01.04.11 to 31.03.12
INCOME	10.97%	10.74%
EXPENDITURE	1.72% *	1.67%

* With effect from 01st Oct, 2012 Service Tax on AMC fees is charged over and above the total expense ratio as per SEBI guidelines and is included in the above expense ratio.

7. CONTINGENT LIABILITY

Contingent liability as at 31st March 2013 is Rs. Nil.

8. AMOUNT PAID TO SPONSORS / ASSOCIATES

	01.04.2012 to 03.04.2012	01.04.11 to 31.03.12
Sundaram Finance Ltd (Sponsor)	NIL	NIL
Sundaram Finance Distribution Ltd (subsidiary of Sponsor)	NIL	NIL
Sundaram BNP Paribas Funds Services Ltd (R & T)	0.08	0.81
With effect from 01st Oct, 2012, R&T fees and charges was absorbed by AMC.		

9. TOTAL VALUE OF INVESTMENTS FALLING UNDER EACH MAJOR INDUSTRY GROUP WHICH CONSTITUTES NOT LESS THAN 5% OF THE TOTAL INVESTMENTS IS AS BELOW:

(% of total investment within the classification)

NIL

10. PORTFOLIO DISCLOSURE

NIL

11. MOVEMENT IN UNIT CAPITAL

As Per Schedule-I

12. ACCOUNTING STANDARD 17 ON SEGMENT REPORTING

As the Financial Statements are prepared separately on each scheme, no further disclosure under Accounting Standard 17 on segment reporting issued by the Institute of Chartered Accountants of India is considered necessary. There is no secondary reporting segment.

13 ACCOUNTING STANDARD 18 ON RELATED PARTY DISCLOSURES

Related party disclosures as required by the Accounting Standard 18 - "Related Party Disclosures" issued by the Institute of Chartered Accountants of India are given as Annexure - IV

