

SUNDARAM & SRINIVASAN
CHARTERED ACCOUNTANTS
23, C.P. RAMASWAMY ROAD,
ALWARPET, CHENNAI - 600 018.

AUDITORS REPORT

The Board of Trustees
Sundaram Mutual Fund
Chennai

We have audited the attached Balance Sheet of Sundaram Mutual Fund - **SUNDARAM FIXED TERM PLAN BQ** as at March 31, 2012 and the Revenue Account for the **Period** ended on **that date**. These financial statements are the responsibility of the management. Our responsibility is to express our opinion on these financial statements based on our audit.


We conducted our audit in accordance with auditing standards generally accepted in India. Those standards require that we plan and perform the audit to obtain reasonable assurance about whether the financial statements are free of material misstatement. An audit includes examining, on a test basis, evidence supporting the amounts and disclosures in the financial statements. An audit also includes assessing the accounting principles used and significant estimates made by management, as well as evaluating the overall financial statement presentation. We believe that our audit provides a reasonable basis for our opinion.


On the basis of the audit as indicated above, we report as follows:-

1. We have obtained all the information and explanations, which to the best of our knowledge and belief were necessary for the purpose of our audit.
2. The Balance Sheet and Revenue Account are in agreement with the books of accounts of Sundaram Mutual Fund.
3. a) The accounts have been prepared in accordance with accounting policies and standards as specified in the Ninth Schedule of Securities and Exchange Board of India (Mutual Funds) Regulations, 1996.
b) In our opinion, the valuation methods adopted by the fund for valuation of non-traded securities, "in good faith" are fair and reasonable.
4. In our opinion and to the best of our information and according to the explanations given to us, the said accounts together with the notes forming part of Accounts give a true and fair view in conformity with the accounting principles generally accepted in India:
 - a) in case of Balance Sheet, of the state of affairs of the aforesaid Schemes of Sundaram Mutual Fund, **SUNDARAM FIXED TERM PLAN BQ** as at March 31, 2012 and
 - b) In the case of Revenue Account of the **Surplus** of Sundaram Mutual Fund - **SUNDARAM FIXED TERM PLAN BQ** for the **Period** ended on **31/03/2012**.

For and on behalf of SUNDARAM & SRINIVASAN
CHARTERED ACCOUNTANTS (FRN No.: 004207S)

Place: Chennai
Date: 26th June, 2012


K. SRINIVASAN
PARTNER (M.No: 5809)



BALANCE SHEET AS AT 31st MARCH, 2012

Amount in Rs.

	SCHEDULE NO.	31-Mar-12
LIABILITIES		
Unit Capital	1	744,414,130
Reserves & Surplus	2	30,106,100
Current Liabilities & Provisions	3	802,495
		775,322,725
ASSETS		
Investments	4	738,753,829
Other Current Assets	5	36,568,896
		775,322,725


Notes on Accounts

8

As per our Report of even date

For
Sundaram & Srinivasan
Chartered Accountants
(FRN.: 004207S)

For
Sundaram Asset Management Company Ltd

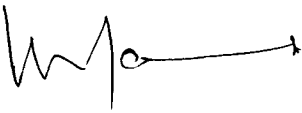

K Srinivasan
Partner
(M.NO : 5809)




Dwijendra Srivatsava
Fund Manager


T P Raman
Managing Director

For and on Behalf of
Sundaram Trustee Company Ltd


K V Ramanathan
Chairman


S Viji
Director


R. Rajamani
Director

M. S. Sundara Rajan
Director

Place : Chennai
Date : 26th June 2012

21/7

REVENUE ACCOUNT FOR THE PERIOD FROM 05.10.2011 TO 31.03.2012

		Amount, Rs	
	Schedule No.	05.10.2011 TO 31.03.2012	
REVENUE			
Interest	6	37,123,511	
		37,123,511	
TOTAL (A)			37,123,511
EXPENSES			
Net diminution in value of investment	7	3,111,796	
Loss on inter scheme transfer / sale of investments		1,719	
Management fee		1,858,992	
Trusteeship fee		37,178	
Marketing Expenses		498,593	
Publicity expenses		7,650	
Audit fee		11,030	
Other operating expenses		199,855	
Custodian charges		19,932	
Commission to Agent		1,229,757	
Registrar expenses		40,909	
		7,017,411	
TOTAL (B)			7,017,411
SURPLUS / (DEFICIT) (A-B)			30,106,100
Surplus /(Deficit) transferred to Balance Sheet			30,106,100


Notes on Accounts

8

As per our Report of even date

For
Sundaram & Srinivasan
Chartered Accountants
(FRN.: 004207S)

For
Sundaram Asset Management Company Ltd



K Srinivasan
Partner
(M.NO : 5809)




Dwijendra Srivatsava
Fund Manager


T P Raman
Managing Director

For and on Behalf of
Sundaram Trustee Company Ltd


K V Ramanathan
Chairman


S Viji
Director


R. Rajamani
Director

M. S. Sundara Rajan
Director

Place : Chennai

Date : 26th June 2012

468

SCHEDULE : 1**Unit Capital**

	31/03/2012	
	UNITS	AMOUNT
	Initial capital	74,441,413
Unit Capital		
Opening Capital	-	-
Add: Units sold during the Period	74,441,413.00	744,414,130
Less : Units repurchased during the Period	-	-
Units at the end of the Period	74,441,413.00	744,414,130
		744,414,130

SCHEDULE : 2**Reserves & Surplus**

	31/03/2012	
	Rs.	
	General Reserve	
Opening Balance	-	
Add /(Less): Transfer from Revenue Account	30,106,100	
		30,106,100
		30,106,100

SCHEDULE : 3**Current Liabilities & Provisions**

	31/03/2012
	Rs.
Current Liabilities	
Sundry Creditors	799,983
Others	2,512
	802,495

SCHEDULE : 4**Investments**

	31/03/2012
	Rs.
Listed	
- Non-Convertible Debentures	393,877,881
Unlisted	
Zero Coupon Bonds	129,004,587
Commercial Papers	215,471,878
Others - Reverse Repo / CBLO	399,483
	738,753,829

SCHEDULE : 5**Other Current Assets**

	31/03/2012
	Rs.
Balance with banks in Current Accounts	303,791
Outstanding and accrued Income	36,265,105
	36,568,896

SCHEDULE : 6**Interest**

	05.10.2011 TO 31.03.2012
	Rs.
Interest from banks and others	793,616
Interest on Debentures and Bonds	19,308,834
Discounting Charges	17,021,061
	37,123,511

SCHEDULE :7**Net unrealised appreciation / (diminution) in value of Investments**

	31.03.2012
	Rs.
Diminution in value of investments	
Debentures & Bonds listed / awaiting listing in the Recognised the recognised stock exchange	3,090,364
Money Market Instruments	21,432
Net Diminution in value of investments	3,111,796
	(3,111,796)

SUNDARAM MUTUAL FUND

SUNDARAM FIXED TERM PLAN BQ

Schedules forming part of the Balance Sheet as at 31-Mar-2012
and the Revenue Account for the Period from 05.10.2011 to 31.03.2012

SCHEDULE 8

All amounts mentioned rupees in lakhs

NOTES ON ACCOUNTS

1 SIGNIFICANT ACCOUNTING POLICIES

1.1. INVESTMENTS

Investment transactions are accounted on trade dates at cost including brokerage, stamp duty and other levies. Investments are marked to market. In valuing the Scheme's investments:

a) Government Securities

· Government Securities are valued at the prices obtained from CRISIL in accordance with the guidelines for valuation of securities for mutual funds issued by SEBI.

· Instruments bought on 'repo' basis have been valued at the resale price after deduction of applicable interest up to date of resale.

b) Other Securities

· Traded Securities are valued at the last quoted closing price on the stock exchange. Non-traded / thinly traded securities are valued in good faith on the basis of guidelines issued by SEBI in this regard.

In accordance with the guidance note on accounting for investments in the financial statement of mutual funds issued by The Institute of Chartered Accountants of India, the investments are valued separately category-wise and the net unrealised appreciation is directly transferred to unrealised appreciation reserve and the net diminution is debited to revenue account.

1.2. INCOME RECOGNITION

- (i) Profit/Loss on sale of investments is recognised on the trade dates based on weighted average cost method.
- (ii) Income on investments is accounted on accrual basis.
- (iii) Other income is accounted on cash basis.

1.3. EXPENSES

Expenses are accounted for on accrual basis.

1.4. LOAD

In terms of SEBI circular dated 30th June 2009, out of the exit load charged to the investor, a maximum of 1% of the redemption proceeds is maintained in a separate account which can be used by the AMC to pay commission to the distributor and for marketing and selling expenses of the scheme. Any balance in excess of 1% is credited to the scheme immediately and unutilised portion in the load account shall be credited to the scheme whenever felt appropriate by the AMC.

1.5. EQUALISATION ACCOUNT

When the units are sold / re-purchased, the difference between the sale price / re-purchase price and the face value of the units is credited / debited to equalisation account. The net balance in this account is transferred to revenue account for the Period.

2. INVESTMENT MANAGER FEES

Management fee is computed on daily average net assets as under:

Description	05.10.11 to 31.03.12
Average daily net asset value	7,601.79
Management fee @ 0.50% of average daily net asset value.	18.59

3. INVESTMENTS MADE IN COMPANIES WHO HAVE INVESTED MORE THAN FIVE PERCENT OF THE NET ASSET VALUE OF THE SCHEMES OF SUNDARAM MUTUAL FUND.

As Per Annexure - I

677

4. AGGREGATE VALUE OF PURCHASES & SALES MADE DURING THE PERIOD.

The aggregate value of investments purchased and sold (including matured) during the Period. as a percentage of average daily net asset value is as under :

Description	05.10.11 to 31.03.12
PURCHASE VALUE (AMOUNT)	7,439.81
%	97.87%
SALES VALUE (AMOUNT)	24.50
%	0.32%

5. AGGREGATE FAIR VALUE OF NON-TRADED / THINLY TRADED INVESTMENTS-

Aggregate Fair Value of non traded / thinly traded investments valued in "good faith" exceeding 5% of the Net Asset Value as at the end of the Period. :

Description	31.03.2012
Aggregate Fair Value of non traded / thinly traded investments valued in "good faith" exceeding 5% of the Net Asset Value as at the end of the Period.	7,383.54
% to the asset under management	95.33%

6. INCOME / EXPENDITURE

The total income and expenditure as a percentage of the daily average net assets, during the Period. are given below.

DESCRIPTION	05.10.11 to 31.03.12
INCOME	9.99%
EXPENDITURE	1.05%

7. CONTINGENT LIABILITY

Contingent liability as at 31st March 2012 is Rs. Nil.

8. AMOUNT PAID TO SPONSORS / ASSOCIATES

	05.10.11 to 31.03.12
Sundaram Finance Ltd (Sponsor)	0.15
Sundaram Finance Distribution Ltd (subsidiary of Sponsor)	NIL
Indus Ind Bank Ltd (Associate)	0.57
Sundaram BNP Paribas Funds Services Ltd (R & T)	0.41

9. TOTAL VALUE OF INVESTMENTS FALLING UNDER EACH MAJOR INDUSTRY GROUP WHICH CONSTITUTES NOT LESS THAN 5% OF THE TOTAL INVESTMENTS IS AS BELOW:

(% of total investment within the classification)

Refer Annexure - II

10. PORTFOLIO DISCLOSURE

Full portfolio of the scheme is given in Annexure - III

11. MOVEMENT IN UNIT CAPITAL

As Per Schedule-I

12. ACCOUNTING STANDARD 17 ON SEGMENT REPORTING

As the Financial Statements are prepared separately on each scheme, no further disclosure under Accounting Standard 17 on segment reporting issued by the Institute of Chartered Accountants of India is considered necessary. There is no secondary reporting segment.

13. ACCOUNTING STANDARD 18 ON RELATED PARTY DISCLOSURES

Related party disclosures as required by the Accounting Standard 18 - "Related Party Disclosures" issued by the Institute of Chartered Accountants of India are given as Annexure - IV

14. HISTORICAL PER UNIT STATISTICS

		2011-2012	
		Rs.	
(A)	Gross income		
	(i) income other than profit on sale of investment	0.4987	
	(ii) income from profit on inter scheme sales/transfer of investments	0.0000	
	(iii) income from profit on sale of investment to third parties	0.0000	
	(iv) transfer to revenue account from past year's reserves	0.0000	
(B)	Aggregate of expenses, write off, amortisation and charges	0.0524	
(C)	Net income	0.4462	
(D)	Net unrealised appreciation/(diminution) in value of investments	-0.0418	
REGULAR			
		Dividend Option	Growth Option
(E)	Net Assets Value	10.4044	10.4044
(F)	Highest repurchase price	NA	NA
	Lowest repurchase price	NA	NA
	Highest ongoing sale price *	NA	NA
	Lowest ongoing sale price *	NA	NA
(G)	Ratio of expenses (excluding deferred revenue expenditure amortised) to average daily net assets by percentage	1.05%	
(H)	Ratio of gross income to average daily net assets by percentage	9.99%	

* includes entry load as applicable

15. Computation of Distributable Income

	31/03/2012
Net Income as per revenue account	30,106,100
Add : Balance of Undistributed income as at 1st April brought forward	-
Less : Income Distributed during the year	-
Distributable Income	30,106,100

16. Since the scheme was launched during the year, previous year figures are not provided.

ANNEXURE - II

SUNDARAM FIXED TERM PLAN BQ		% of total investments within the classification
		2011-2012
	DEBT INSTRUMENTS	
	a) Listed / awaiting listing on Stock Exchange	
	FINANCE	100.00%
	Money Market Instruments	
	FINANCE	100.00%

ANNEXURE - III

SUNDARAM FIXED TERM PLAN BQ					
Portfolio Statement for the period ended 31 March, 2012					
S.NO	Particulars	Rating	Quantity	Mkt Value Rs. in Lacs	% of Holding
	A) Debt Instruments				
	a) Listed / awaiting listing on Stock Exchange				
1	Kotak Mahindra Investments Ltd **	AA+	148	1472.05	19.93%
2	TATA CAPITAL LIMITED **	AA+	148	1471.55	19.92%
3	Kotak Mahindra Prime Ltd **	AA+	150	1290.05	17.46%
4	Cholamandalam Investment & Finance **	AA	100	995.19	13.47%
	Sub Total			5228.82	70.78%
	B) Money Market Instruments				
1	TURQOISE INVESTMENT AND FINANCE **	A1+	253	1203.41	16.29%
2	BIRLA TMT HOLDINGS P LTD **	A1+	200	951.31	12.88%
	Sub Total			2154.72	29.17%
	C) Others				
1	REVERSE REPO / CBLO			3.99	0.05%
	GRAND TOTAL			7,387.54	100.00%

** Thinly traded / Non Traded securities


975

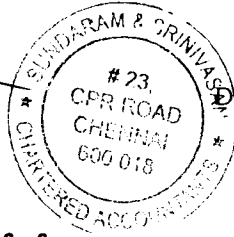
Signatures to the schedules 1 to 8 are forming part of the Balance Sheet and the Revenue Account.


**For Sundaram & Srinivasan
Chartered Accountants**

(FRN No.: 004207S)

For Sundaram Asset Management Company Ltd



K Srinivasan
Partner
(M.No : 5809)

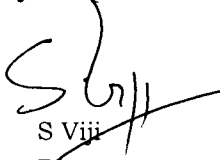




Dwijendra Srivatsava
Fund Manager

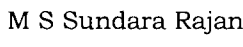

T P Raman
Managing Director

**For and on Behalf of
Sundaram Trustee Company Ltd**


K V Ramanathan
Chairman


S Viji
Director


R Rajamani
Director


M S Sundara Rajan
Director

Place : Chennai

Date : 26th June, 2012

01/16