

AUDITORS REPORT

The Board of Trustees
Sundaram Mutual Fund
Chennai

We have audited the attached Balance Sheet of Sundaram Mutual Fund - **SUNDARAM FIXED TERM PLAN BC** as at March 31, 2012 and the Revenue Account for the **Period** ended on **that date**. These financial statements are the responsibility of the management. Our responsibility is to express our opinion on these financial statements based on our audit.


We conducted our audit in accordance with auditing standards generally accepted in India. Those standards require that we plan and perform the audit to obtain reasonable assurance about whether the financial statements are free of material misstatement. An audit includes examining, on a test basis, evidence supporting the amounts and disclosures in the financial statements. An audit also includes assessing the accounting principles used and significant estimates made by management, as well as evaluating the overall financial statement presentation. We believe that our audit provides a reasonable basis for our opinion.


On the basis of the audit as indicated above, we report as follows:-

1. We have obtained all the information and explanations, which to the best of our knowledge and belief were necessary for the purpose of our audit.
2. The Balance Sheet and Revenue Account are in agreement with the books of accounts of Sundaram Mutual Fund.
3. a) The accounts have been prepared in accordance with accounting policies and standards as specified in the Ninth Schedule of Securities and Exchange Board of India (Mutual Funds) Regulations, 1996.
b) In our opinion, the valuation methods adopted by the fund for valuation of non-traded securities, "in good faith" are fair and reasonable.
4. In our opinion and to the best of our information and according to the explanations given to us, the said accounts together with the notes forming part of Accounts give a true and fair view in conformity with the accounting principles generally accepted in India:
 - a) in case of Balance Sheet, of the state of affairs of the aforesaid Schemes of Sundaram Mutual Fund, **SUNDARAM FIXED TERM PLAN BC** as at March 31, 2012 and
 - b) In the case of Revenue Account of the **Surplus** of Sundaram Mutual Fund - **SUNDARAM FIXED TERM PLAN BC** for the **Period** ended on **31/03/2012**.

For and on behalf of SUNDARAM & SRINIVASAN
CHARTERED ACCOUNTANTS (FRN No.: 004207S)

Place: Chennai
Date: 26th June, 2012


K. SRINIVASAN
PARTNER (M.No: 5809)



BALANCE SHEET AS AT 31st MARCH, 2012

Amount in Rs.

	SCHEDULE NO.	31-Mar-12
LIABILITIES		
Unit Capital	1	430,313,390
Reserves & Surplus	2	29,974,651
Current Liabilities & Provisions	3	858,671
		461,146,712
ASSETS		
Investments	4	425,593,948
Other Current Assets	5	35,552,764
		461,146,712


Notes on Accounts


8

As per our Report of even date


For
Sundaram & Srinivasan
Chartered Accountants
(FRN.: 004207S)

For
Sundaram Asset Management Company Ltd



K Srinivasan
Partner
(M.NO : 5809)




Dwijendra Srivatsava
Fund Manager



T P Raman
Managing Director

For and on Behalf of
Sundaram Trustee Company Ltd


K V Ramanathan
Chairman


S Viji
Director


R. Rajamani
Director


M. S. Sundara Rajan
Director

Place : Chennai
Date : 26th June 2012

836

REVENUE ACCOUNT FOR THE PERIOD FROM 13.06.2011 TO 31.03.2012

		Amount, Rs	
		Schedule No.	13.06.2011 TO 31.03.2012
REVENUE			
Interest		6	35,547,383
Other Income			24,741
			35,572,124
TOTAL	(A)		35,572,124
EXPENSES			
Net diminution in value of investment		7	1,977,844
Loss on inter scheme transfer / sale of investments			5,158
Management fee			1,034,868
Trusteeship fee			35,685
Marketing Expenses			806,960
Publicity expenses			10,079
Audit fee			7,821
Other operating expenses			107,645
Custodian charges			36,477
Commission to Agent			1,535,701
Registrar expenses			39,235
			5,597,473
TOTAL	(B)		5,597,473
SURPLUS / (DEFICIT)	(A-B)		29,974,651
Surplus / (Deficit) transferred to Balance Sheet			29,974,651


Notes on Accounts


8

As per our Report of even date


For
Sundaram & Srinivasan
 Chartered Accountants
 (FRN.: 004207S)

For
Sundaram Asset Management Company Ltd



 K Srinivasan
 Partner
 (M.NO : 5809)





 Dwijendra Srivatsava
 Fund Manager

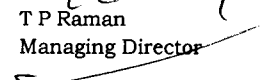

 T P Raman
 Managing Director

For and on Behalf of
Sundaram Trustee Company Ltd


 K V Ramanathan
 Chairman


 S Viji
 Director


 R. Rajamani
 Director


 M. S. Sundara Rajan
 Director

Place : Chennai

Date : 26th June 2012

837

SCHEDULE : 1**Unit Capital**

	31/03/2012	
	UNITS	AMOUNT
	Initial capital	43,031,339
Unit Capital		
Opening Capital	-	-
Add: Units sold during the Period	43,031,339.00	430,313,390
Less : Units repurchased during the Period	43,031,339.00	430,313,390
	-	-
Units at the end of the Period	43,031,339.00	430,313,390
		430,313,390

SCHEDULE : 2**Reserves & Surplus**

	31/03/2012	
	Rs.	
	General Reserve	
Opening Balance	-	-
Add /(Less): Transfer from Revenue Account	29,974,651	29,974,651
		29,974,651

SCHEDULE : 3**Current Liabilities & Provisions**

	31/03/2012
	Rs.
Current Liabilities	
Sundry Creditors	857,288
Others	1,383
	858,671

SCHEDULE : 4**Investments**

	31/03/2012
	Rs.
Certificate of Deposits	298,526,831
Commercial Papers	126,967,246
Others - Reverse Repo / CBLO	99,871
	425,593,948

SCHEDULE : 5**Other Current Assets**

	31/03/2012
	Rs.
Balance with banks in Current Accounts	272,573
Outstanding and accrued Income	35,280,191
	35,552,764

SCHEDULE : 6**Interest**

	13.06.2011 TO 31.03.2012
	Rs.
Interest from banks and others	159,175
Discounting Charges	35,388,208
	35,547,383

SCHEDULE :7**Net unrealised Appreciation / (Diminution) in value of Investments**

	31.03.2012
	Rs.
Diminution in value of investments	
Money Market Instruments	1,977,844
Net - Diminution in value of investments	1,977,844
	(1,977,844)

B40

SUNDARAM MUTUAL FUND
SUNDARAM FIXED TERM PLAN BC

Schedules forming part of the Balance Sheet as at 31-Mar-2012
and the Revenue Account for the Period from 13.06.2011 to 31.03.2012

SCHEDULE 8
NOTES ON ACCOUNTS

All amounts mentioned rupees in lakhs

1 SIGNIFICANT ACCOUNTING POLICIES

1.1. INVESTMENTS

Investment transactions are accounted on trade dates at cost including brokerage, stamp duty and other levies. Investments are marked to market. In valuing the Scheme's investments:

a) Government Securities

· Government Securities are valued at the prices obtained from CRISIL in accordance with the guidelines for valuation of securities for mutual funds issued by SEBI.

· Instruments bought on 'repo' basis have been valued at the resale price after deduction of applicable interest up to date of resale.

b) Other Securities

· Traded Securities are valued at the last quoted closing price on the stock exchange. Non-traded / thinly traded securities are valued in good faith on the basis of guidelines issued by SEBI in this regard.

In accordance with the guidance note on accounting for investments in the financial statement of mutual funds issued by The Institute of Chartered Accountants of India, the investments are valued separately category-wise and the net unrealised appreciation is directly transferred to unrealised appreciation reserve and the net diminution is debited to revenue account.

1.2. INCOME RECOGNITION

(i) Profit/Loss on sale of investments is recognised on the trade dates based on weighted average cost method.

(ii) Income on investments is accounted on accrual basis.

(iii) Other income is accounted on cash basis.

1.3. EXPENSES

Expenses are accounted for on accrual basis.

1.4. LOAD

In terms of SEBI circular dated 30th June 2009, out of the exit load charged to the investor, a maximum of 1% of the redemption proceeds is maintained in a separate account which can be used by the AMC to pay commission to the distributor and for marketing and selling expenses of the scheme. Any balance in excess of 1% is credited to the scheme immediately and unutilised portion in the load account shall be credited to the scheme whenever felt appropriate by the AMC.

1.5. EQUALISATION ACCOUNT

When the units are sold / re-purchased, the difference between the sale price / re-purchase price and the face value of the units is credited / debited to equalisation account. The net balance in this account is transferred to revenue account for the Period.

2. INVESTMENT MANAGER FEES

Management fee is computed on daily average net assets as under:

Description	13.06.11 to 31.03.12
Average daily net asset value	4,457.42
Management fee @ 0.29% of average daily net asset value.	10.35

3. INVESTMENTS MADE IN COMPANIES WHO HAVE INVESTED MORE THAN FIVE PERCENT OF THE NET ASSET VALUE OF THE SCHEMES OF SUNDARAM MUTUAL FUND.

As Per Annexure - I

B41

4. AGGREGATE VALUE OF PURCHASES & SALES MADE DURING THE PERIOD.

The aggregate value of investments purchased and sold (including matured) during the Period. as a percentage of average daily net asset value is as under :

Description	13.06.11 to 31.03.12
PURCHASE VALUE (AMOUNT)	4,297.34
%	96.41%
SALES VALUE (AMOUNT)	23.65
%	0.53%

5. AGGREGATE FAIR VALUE OF NON-TRADED/THINLY TRADED INVESTMENTS-

Aggregate Fair Value of non traded / thinly traded investments valued in "good faith" exceeding 5% of the Net Asset Value as at the end of the Period. :

Description	31.03.2012
Aggregate Fair Value of non traded / thinly traded investments valued in "good faith" exceeding 5% of the Net Asset Value as at the end of the Period.	4,254.94
% to the asset under management	92.45%

6. INCOME / EXPENDITURE

The total income and expenditure as a percentage of the daily average net assets, during the Period. are given below.

DESCRIPTION	13.06.11 to 31.03.12
INCOME	9.97%
EXPENDITURE	1.01%

7. CONTINGENT LIABILITY

Contingent liability as at 31st March 2012 is Rs. Nil.

8. AMOUNT PAID TO SPONSORS / ASSOCIATES

	13.06.11 to 31.03.12
Sundaram Finance Ltd (Sponsor)	NIL
Sundaram Finance Distribution Ltd (subsidiary of Sponsor)	NIL
Indus Ind Bank Ltd (Associate)	0.05
Sundaram BNP Paribas Funds Servcies Ltd (R & T)	0.39

9. TOTAL VALUE OF INVESTMENTS FALLING UNDER EACH MAJOR INDUSTRY GROUP WHICH CONSTITUTES NOT LESS THAN 5% OF THE TOTAL INVESTMENTS IS AS BELOW:

(% of total investment within the classification)

Refer Annexure - II

10. PORTFOLIO DISCLOSURE

Full portfolio of the scheme is given in Annexure - III

11. MOVEMENT IN UNIT CAPITAL

As Per Schedule-I

12. ACCOUNTING STANDARD 17 ON SEGMENT REPORTING

As the Financial Statements are prepared separately on each scheme, no further disclosure under Accounting Standard 17 on segment reporting issued by the Institute of Chartered Accountants of India is considered necessary. There is no secondary reporting segment.

13. ACCOUNTING STANDARD 18 ON RELATED PARTY DISCLOSURES

Related party disclosures as required by the Accounting Standard 18 - "Related Party Disclosures" issued by the Institute of Chartered Accountants of India are given as Annexure - IV

14. HISTORICAL PER UNIT STATISTICS

		2011-2012	
		Rs.	
(A)	Gross income		
	(i) income other than profit on sale of investment	0.8267	
	(ii) income from profit on inter scheme sales/transfer of investments	-0.0001	
	(iii) income from profit on sale of investment to third parties	0.0000	
	(iv) transfer to revenue account from past year's reserves	0.0000	
(B)	Aggregate of expenses, write off, amortisation and charges	0.0840	
(C)	Net income	0.7425	
(D)	Net unrealised appreciation/(diminution) in value of investments	-0.0460	
REGULAR			
		Dividend Option	Growth Option
(E)	Net Assets Value	10.6960	10.6960
(F)	Highest repurchase price	NA	NA
	Lowest repurchase price	NA	NA
	Highest ongoing sale price *	NA	NA
	Lowest ongoing sale price *	NA	NA
(G)	Ratio of expenses (excluding deferred revenue expenditure amortised) to average daily net assets by percentage	1.01%	
(H)	Ratio of gross income to average daily net assets by percentage	9.97%	

* includes entry load as applicable

15. Computation of Distributable Income

	31/03/2012
Net Income as per revenue account	29,974,651
Add : Balance of Undistributed income as at 1st April brought forward	-
Less : Income Distributed during the year	-
Distributable Income	29,974,651

16. Since the scheme was launched during the year, previous year figures are not provided.

ANNEXURE - II

SUNDARAM FIXED TERM PLAN BC		% of total investments within the classification
		2011-2012
Money Market Instruments		
FINANCE		100.00%

ANNEXURE - III

SUNDARAM FIXED TERM PLAN BC					
Portfolio Statement for the period ended 31 March, 2012					
S.NO	Particulars	Rating	Quantity	Mkt Value Rs. in Lacs	% of Holding
A) Debt Instruments					
a) Listed / awaiting listing on Stock Exchange					
NIL					
B) Money Market Instruments					
1	South Indian Bank Ltd **	A1+	1420	1284.19	30.17%
2	Kotak Mahindra Investments Ltd **	A1+	283	1269.67	29.83%
3	YES BANK LIMITED **	A1+	1000	904.00	21.24%
4	IDBI Bank **	A1+	880	797.08	18.73%
Sub Total				4254.94	99.98%
C) Others					
1	REVERSE REPO / CBLO			1.00	0.02%
GRAND TOTAL				4,255.94	100.00%

** Thinly traded / Non Traded securities


844


Signatures to the schedules 1 to 8 are forming part of the Balance Sheet and the Revenue Account.

**For Sundaram & Srinivasan
Chartered Accountants**

(FRN No.: 004207S)

For Sundaram Asset Management Company Ltd



K Srinivasan
Partner
(M.No : 5809)





Dwijendra Srivatsava
Fund Manager


T P Raman
Managing Director

**For and on Behalf of
Sundaram Trustee Company Ltd**


K V Ramanathan
Chairman


S Siji
Director


R Rajamani
Director

M S Sundara Rajan
Director

Place : Chennai

Date : 26th June, 2012

B45