

AUDITORS REPORT

The Board of Trustees
Sundaram Mutual Fund
Chennai

We have audited the attached Balance Sheet of Sundaram Mutual Fund - **SUNDARAM FIXED TERM PLAN BA** as at March 31, 2012 and the Revenue Account for the **Period** ended on **March 29, 2012**. These financial statements are the responsibility of the management. Our responsibility is to express our opinion on these financial statements based on our audit.


We conducted our audit in accordance with auditing standards generally accepted in India. Those standards require that we plan and perform the audit to obtain reasonable assurance about whether the financial statements are free of material misstatement. An audit includes examining, on a test basis, evidence supporting the amounts and disclosures in the financial statements. An audit also includes assessing the accounting principles used and significant estimates made by management, as well as evaluating the overall financial statement presentation. We believe that our audit provides a reasonable basis for our opinion.

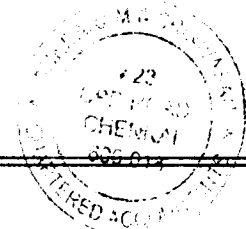
On the basis of the audit as indicated above, we report as follows:-

1. We have obtained all the information and explanations, which to the best of our knowledge and belief were necessary for the purpose of our audit.
2. The Balance Sheet and Revenue Account are in agreement with the books of accounts of Sundaram Mutual Fund.
3. a) The accounts have been prepared in accordance with accounting policies and standards as specified in the Ninth Schedule of Securities and Exchange Board of India (Mutual Funds) Regulations, 1996.
b) In our opinion, the valuation methods adopted by the fund for valuation of non-traded securities, "in good faith" are fair and reasonable.
4. In our opinion and to the best of our information and according to the explanations given to us, the said accounts together with the notes forming part of Accounts give a true and fair view in conformity with the accounting principles generally accepted in India:
 - a) in case of Balance Sheet, of the state of affairs of the aforesaid Schemes of Sundaram Mutual Fund, **SUNDARAM FIXED TERM PLAN BA** as at March 31, 2012 and
 - b) In the case of Revenue Account of the **Deficit** of Sundaram Mutual Fund - **SUNDARAM FIXED TERM PLAN BA** for the **Period** ended on **29/03/2012**.

For and on behalf of SUNDARAM & SRINIVASAN
CHARTERED ACCOUNTANTS (FRN No.: 004207S)

Place: Chennai
Date: 26th June, 2012


K. SRINIVASAN
PARTNER (M.No: 5809)



BALANCE SHEET AS AT 31st MARCH, 2012

Amount in Rs.

	SCHEDULE NO.	31-Mar-12	31-Mar-11
LIABILITIES			
Unit Capital	1	-	1,316,380,210
Reserves & Surplus	2	-	5,582,385
Current Liabilities & Provisions	3	504,942	33,352
		504,942	1,321,995,947
ASSETS			
Investments	4	-	1,319,616,254
Other Current Assets	5	504,942	2,379,693
		504,942	1,321,995,947


Notes on Accounts

8


As per our Report of even date


For
Sundaram & Srinivasan
Chartered Accountants
(FRN.: 004207S)

For
Sundaram Asset Management Company Ltd



K Srinivasan
Partner
(M.NO : 5809)






Dwijendra Srivatsava
Fund Manager

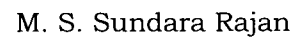

T P Ramani
Managing Director

For and on Behalf of
Sundaram Trustee Company Ltd


K V Ramanathan
Chairman


S Viji
Director


R. Rajamani
Director


M. S. Sundara Rajan
Director

Place : Chennai

Date : 26th June 2012

216

REVENUE ACCOUNT FOR THE PERIOD 01.04.2011 TO 29.03.2012

		Amount, Rs			
	Schedule No.	01.04.2011 TO 29.03.2012		29.03.2011 TO 31.03.2011	
REVENUE					
Interest	6	134,478,207		1,194,965	
Net profit on transfer / sale of investments (Other than inter-scheme transfer/sale)		93,297		-	
TOTAL (A)		134,571,504	134,571,504	1,194,965	1,194,965
EXPENSES					
Loss on inter scheme transfer / sale of investments		1,786		-	
Management fee		2,197,826		17,298	
Trusteeship fee		137,365		1,084	
Commission to Agents		1,165,347		-	
Publicity expenses		10,079		-	
Audit fee		13,785		5,515	
Other operating expenses		229,350		3,775	
Custodian charges		45,312		4,412	
Marketing Expenses		305,902		-	
Registrar expenses		153,946		1,432	
TOTAL (B)		4,260,698	4,260,698	33,516	33,516
SURPLUS / (DEFICIT) (A-B)			130,310,806		1,161,449
Add/(Less) : Balance in Equalisation Account			(131,005,685)		-
			(694,879)		1,161,449
Less: Income Distributed		399,670		-	
Distribution Tax		66,900		-	
			466,570		
Surplus /(Deficit) transferred to Balance Sheet			(1,161,449)		1,161,449


Notes on Accounts

8

As per our Report of even date

For
Sundaram & Srinivasan
Chartered Accountants
(FRN.: 004207S)

For
Sundaram Asset Management Company Ltd



K Srinivasan
Partner
(M.NO : 5809)




Dwijendra Srivatsava
Fund Manager


T P Raman
Managing Director

For and on Behalf of
Sundaram Trustee Company Ltd


K V Ramanathan
Chairman


S Viji
Director


R. Rajamani
Director

M. S. Sundara Rajan
Director

Place : Chennai
Date : 26th June 2012

817

SCHEDULE : 1**Unit Capital**

	31/03/2012		31/03/2011	
	UNITS	AMOUNT	UNITS	AMOUNT
	131,638,021	1,316,380,210	131,638,021	1,316,380,210
Initial capital				
Unit Capital				
Opening Capital	131,638,021.00	1,316,380,210	-	-
Add: Units sold during the Period	-	-	131,638,021	1,316,380,210
	131,638,021.00	1,316,380,210	131,638,021	1,316,380,210
Less : Units repurchased during the Period	131,638,021.00	1,316,380,210	-	-
Units at the end of the Period	-	-	131,638,021	1,316,380,210
		-		1,316,380,210

SCHEDULE : 2**Reserves & Surplus**

	31/03/2012		31/03/2011	
	Rs.		Rs.	
General Reserve				
Opening Balance	1,161,449	-	-	-
Add /(Less): Transfer from Revenue Account	(1,161,449)	-	1,161,449	1,161,449
Unrealised appreciation reserve				
Opening Balance	4,420,936	-	-	-
Add/(Less) Net unrealized appreciation for the year	(4,420,936)	-	4,420,936	4,420,936
Unrealised Appreciation Reserve (Schedule 7)		-		4,420,936
		-		5,582,385

SCHEDULE : 3**Current Liabilities & Provisions**

	31/03/2012	31/03/2011
	Rs.	Rs.
Current Liabilities		
Sundry Creditors	434,616	29,849
Others	70,326	3,503
	504,942	33,352

SCHEDULE : 4**Investments**

	31/03/2012	31/03/2011
	Rs.	Rs.
Certificate of Deposits	-	1,317,918,185
Others - Reverse Repo / CBLO	-	1,698,069
	-	1,319,616,254

SCHEDULE : 5**Other Current Assets**

	31/03/2012	31/03/2011
	Rs.	Rs.
Balance with banks in Current Accounts	504,942	1,286,742
Outstanding and accrued Income	-	1,092,951
	504,942	2,379,693

SCHEDULE : 6**Interest**

	01.04.2011 TO 29.03.2012	29.03.2011 TO 31.03.2011
	Rs.	Rs.
Interest from banks and others	2,215,697	102,401
Discounting Charges	132,262,510	1,092,564
	134,478,207	1,194,965

SCHEDULE :7**Net unrealised appreciation in value of Investments**

	01.04.2011 TO 29.03.2012	29.03.2011 TO 31.03.2011
	Rs.	Rs.
Appreciation in Value of Investments		
Debentures / Bonds listed / awaiting listing on the recognised stock exchange	-	4,420,936
Appreciation in value of investments	-	4,420,936
Diminution in value of investments\		
	-	-
Net -Unrealised appreciation reserve (schedule 2)	-	4,420,936

SUNDARAM MUTUAL FUND

SUNDARAM FIXED TERM PLAN BA

Schedules forming part of the Balance Sheet as at 31-Mar-2012
and the Revenue Account for the Period from 01.04.2011 to 29.03.2012

SCHEDULE 8

All amounts mentioned rupees in lakhs

NOTES ON ACCOUNTS

1 SIGNIFICANT ACCOUNTING POLICIES

1.1. INVESTMENTS

Investment transactions are accounted on trade dates at cost including brokerage, stamp duty and other levies. Investments are marked to market. In valuing the Scheme's investments:

a) Government Securities

Government Securities are valued at the prices obtained from CRISIL in accordance with the guidelines for valuation of securities for mutual funds issued by SEBI.

Instruments bought on 'repo' basis have been valued at the resale price after deduction of applicable interest up to date of resale.

b) Other Securities

Traded Securities are valued at the last quoted closing price on the stock exchange. Non-traded / thinly traded securities are valued in good faith on the basis of guidelines issued by SEBI in this regard.

In accordance with the guidance note on accounting for investments in the financial statement of mutual funds issued by The Institute of Chartered Accountants of India, the investments are valued separately category-wise and the net unrealised appreciation is directly transferred to unrealised appreciation reserve and the net diminution is debited to revenue account.

1.2. INCOME RECOGNITION

- (i) Profit/Loss on sale of investments is recognised on the trade dates based on weighted average cost method.
- (ii) Income on investments is accounted on accrual basis.
- (iii) Other income is accounted on cash basis.

1.3. EXPENSES

Expenses are accounted for on accrual basis.

1.4. LOAD

In terms of SEBI circular dated 30th June 2009, out of the exit load charged to the investor, a maximum of 1% of the redemption proceeds is maintained in a separate account which can be used by the AMC to pay commission to the distributor and for marketing and selling expenses of the scheme. Any balance in excess of 1% is credited to the scheme immediately and unutilised portion in the load account shall be credited to the scheme whenever felt appropriate by the AMC.

1.5. EQUALISATION ACCOUNT

When the units are sold / re-purchased, the difference between the sale price / re-purchase price and the face value of the units is credited / debited to equalisation account. The net balance in this account is transferred to revenue account for the Period.

2. INVESTMENT MANAGER FEES

Management fee is computed on daily average net assets as under:

Description	01.04.11 to 29.03.12	29.03.11 to 31.03.11
Average daily net asset value	13,812.08	13,193.93
Management fee @ 0.16% of average daily net asset value.(Previous year 0.16%)	21.98	0.17

3. INVESTMENTS MADE IN COMPANIES WHO HAVE INVESTED MORE THAN FIVE PERCENT OF THE NET ASSET VALUE OF THE SCHEMES OF SUNDARAM MUTUAL FUND.

As Per Annexure - I

321

4. AGGREGATE VALUE OF PURCHASES & SALES MADE DURING THE PERIOD.

The aggregate value of investments purchased and sold (including matured) during the Period. as a percentage of average daily net asset value is as under :

Description	01.04.11 to 29.03.12	29.03.11 to 31.03.11
PURCHASE VALUE (AMOUNT)	4.68	13,134.97
%	0.03%	99.55%
SALES VALUE (AMOUNT)	14,474.11	-
%	104.79%	0.00%

5. AGGREGATE FAIR VALUE OF NON-TRADED/THINLY TRADED INVESTMENTS-

Aggregate Fair Value of non traded / thinly traded investments valued in "good faith" exceeding 5% of the Net Asset Value as at the end of the Period. :

Description	31.03.2012	31.03.2011
Aggregate Fair Value of non traded / thinly traded investments valued in "good faith" exceeding 5% of the Net Asset Value as at the end of the Period.	NIL	13,179.18
% to the asset under management	NIL	99.69%

6. INCOME / EXPENDITURE

The total income and expenditure as a percentage of the daily average net assets, during the Period. are given below.

DESCRIPTION	01.04.11 to 29.03.12	29.03.11 to 31.03.11
INCOME	9.80%	11.02%
EXPENDITURE	0.31%	0.31%

7. CONTINGENT LIABILITY

Contingent liability as at 31st March 2012 is Rs. Nil. Previous Period Rs. Nil

8. AMOUNT PAID TO SPONSORS / ASSOCIATES

	01.04.11 to 29.03.12	29.03.11 to 31.03.11
Sundaram Finance Ltd (Sponsor)	NIL	NIL
Sundaram Finance Distribution Ltd (subsidiary of Sponsor)	NIL	NIL
Indus Ind Bank Ltd (Associate)	NIL	NIL
Sundaram BNP Paribas Funds Services Ltd (R & T)	1.54	0.14

9. TOTAL VALUE OF INVESTMENTS FALLING UNDER EACH MAJOR INDUSTRY GROUP WHICH CONSTITUTES NOT LESS THAN 5% OF THE TOTAL INVESTMENTS IS AS BELOW:

(% of total investment within the classification)

NIL

10. PORTFOLIO DISCLOSURE

NIL

11. MOVEMENT IN UNIT CAPITAL

As Per Schedule-I

12. ACCOUNTING STANDARD 17 ON SEGMENT REPORTING

As the Financial Statements are prepared separately on each scheme, no further disclosure under Accounting Standard 17 on segment reporting issued by the Institute of Chartered Accountants of India is considered necessary. There is no secondary reporting segment.


ACCOUNTING STANDARD 18 ON RELATED PARTY DISCLOSURES


Related party disclosures as required by the Accounting Standard 18 - "Related Party Disclosures" issued by the Institute of Chartered Accountants of India are given as Annexure - IV


Signatures to the schedules 1 to 8 are forming part of the Balance Sheet and the Revenue Account.


**For Sundaram & Srinivasan
Chartered Accountants**

(FRN No.: 004207S)



K Srinivasan
Partner
(M.No : 5809)






Dwijendra Srivatsava
Fund Manager


T.P. Raman
Managing Director

**For and on Behalf of
Sundaram Trustee Company Ltd**


K V Ramanathan
Chairman


S Viji
Director


R Rajamani
Director

M S Sundara Rajan
Director

Place : Chennai

Date : 26th June, 2012