

SUNDARAM & SRINIVASAN

CHARTERED ACCOUNTANTS
23, C.P. RAMASWAMY ROAD,
ALWARPET, CHENNAI - 600 018.

AUDITORS REPORT

The Board of Trustees
Sundaram BNP Paribas Mutual Fund
Chennai

We have audited the attached Balance Sheet of Sundaram BNP Paribas Mutual Fund - **SUNDARAM BNP PARIBAS FIXED TERM PLAN P** as at March 31, 2010 and the Revenue Account for the **period** ended on that date. These financial statements are the responsibility of the management. Our responsibility is to express our opinion on these financial statements based on our audit.

We conducted our audit in accordance with auditing standards generally accepted in India. Those standards require that we plan and perform the audit to obtain reasonable assurance about whether the financial statements are free of material misstatement. An audit includes examining, on a test basis, evidence supporting the amounts and disclosures in the financial statements. An audit also includes assessing the accounting principles used and significant estimates made by management, as well as evaluating the overall financial statement presentation. We believe that our audit provides a reasonable basis for our opinion.

On the basis of the audit as indicated above, we report as follows:-


- a) We have obtained all the information and explanations, which to the best of our knowledge and belief were necessary for the purpose of our audit.
- b) The Balance Sheet and Revenue Account are in agreement with the books of accounts of Sundaram BNP Paribas Mutual Fund.
- c) a) The accounts have been prepared in accordance with accounting policies and standards as specified in the Ninth Schedule of Securities and Exchange Board of India (Mutual Funds) Regulations, 1996.
b) In our opinion, the valuation methods adopted by the fund for valuation of non-traded securities, "in good faith" are fair and reasonable.
- d) In our opinion and to the best of our information and according to the explanations given to us, the said accounts together with the notes forming part of Accounts give a true and fair view in conformity with the accounting principles generally accepted in India:
 - a) in case of Balance Sheet, of the state of affairs of the aforesaid Schemes of Sundaram BNP Paribas Mutual Fund, **SUNDARAM BNP PARIBAS FIXED TERM PLAN P** as at March 31, 2010 and
 - b) In the case of Revenue Account of the **Surplus** of Sundaram BNP Paribas Mutual Fund - **SUNDARAM BNP PARIBAS FIXED TERM PLAN P** for the period ended on March 31, 2010.

For and on behalf of **SUNDARAM & SRINIVASAN**
CHARTERED ACCOUNTANTS
(FRN No.: 004207S)



K. SRINIVASAN
PARTNER (M.No: 5809)

Place: Chennai
Date: 25th June, 2010



BALANCE SHEET AS AT 31st MARCH, 2010


		Amount in Rs.
	SCHEDULE NO.	31-Mar-10
LIABILITIES		
Unit Capital	1	1,101,922,800
Reserves & Surplus	2	40,710,535
Current Liabilities & Provisions	3	815,145
		1,143,448,480
ASSETS		
Investments	4	1,103,910,326
Other Current Assets	5	39,538,154
		1,143,448,480


Notes on Accounts 8

As per our Report of even date


For
Sundaram & Srinivasan
Chartered Accountants
(FRN.: 004207S)

For
Sundaram BNP Paribas Asset Management Company Ltd


K Srinivasan
Partner
(M.NO : 5809)





K. Ramkumar
Fund Manager


T.S. Sritharan
Chief Financial Officer


T P Raman
Managing Director

For and on Behalf of
Sundaram BNP Paribas Trustee Company Ltd


K V Ramanathan
Chairman


S Viji
Director


R. Rajamani
Director


Francois Mouzay
Director

Place : Chennai
Date : 25th June 2010

REVENUE ACCOUNT FOR THE PERIOD FROM 30-09-2009 TO 31-03-2010


		Amount, Rs	
	Schedule No.	30-09-2009 to 31-03-2010	
REVENUE			
Interest	6	42,152,499	
Net profit on transfer / sale of investments (Other than inter-scheme transfer/sale)		144,091	
TOTAL (A)		42,296,590	42,296,590
EXPENSES			
Management fee		550,641	
Trusteeship fee		56,384	
Commission to Agents		952,303	
Publicity expenses		11,650	
Audit fee		11,030	
Other operating expenses (Including Marketing Expenses Rs.671460.78)		729,486	
Custodian charges		30,934	
Registrar expenses		128,139	
		2,470,567	
Less : Amount transferred from Load on account of Marketing Expenses		-	
TOTAL (B)			2,470,567
SURPLUS / (DEFICIT) (A-B)			39,826,023
Add/(Less) : Balance in Equalisation Account			-
			39,826,023
Less: Income Distributed Distribution Tax			-
Surplus / (Deficit) transferred to Balance Sheet			39,826,023


Notes on Accounts

8


As per our Report of even date

For
Sundaram & Srinivasan
Chartered Accountants
(FRN.: 004207S)


K Srinivasan
Partner
(M.NO : 5809)





For and on Behalf of
Sundaram BNP Paribas Trustee Company Ltd


K V Ramanathan
Chairman


For
Sundaram BNP Paribas Asset Management Company Ltd


K. Ramkumar
Fund Manager


T.S. Sritharan
Chief Financial Officer


T P Raman
Managing Director


S Viji
Director


R. Rajamani
Director


Francois Mouzay
Director

Place : Chennai
Date : 25th June 2010

SCHEDULE : 1**Unit Capital**

	31/03/2010	
	UNITS	AMOUNT
	Initial capital	110,192,280.00
Unit Capital		
Opening Capital	-	-
Add: Units sold during the Period	110,192,280.00	1,101,922,800
	110,192,280.00	1,101,922,800
Less : Units repurchased during the Period	-	-
	-	-
Units at the end of the Period	110,192,280.00	1,101,922,800
		1,101,922,800

SCHEDULE : 2**Reserves & Surplus**

	31/03/2010	
	Rs.	
General Reserve		
Opening Balance	-	
Add /(Less): Transfer from Revenue Account	39,826,023	39,826,023
Unrealised appreciation reserve		
Opening Balance	-	
Add/(Less) Net unrealized appreciation for the year	884,512	884,512
Unrealised Appreciation Reserve (Schedule 7)		884,512
		40,710,535

SCHEDULE : 3**Current Liabilities & Provisions**

	31/03/2010
	Rs.
Current Liabilities	
Sundry Creditors	804,695
Others	10,450
	815,145

SCHEDULE : 4**Investments**

	31/03/2010
	Rs.
Listed	
Unlisted	
Privately Placed Debentures & Bonds	-
- Non-Convertible Debentures	600,884,512
Certificate of Deposits	53,435,082
Commercial Papers	448,291,622
Others - Reverse Repo / CBLO	1,299,110
	1,103,910,326

SCHEDULE : 5**Other Current Assets**

	31/03/2010
	Rs.
Balance with banks in Current Accounts	98,463
Outstanding and accrued Income	39,439,691
	39,538,154

SCHEDULE : 6**Interest**

	30-09-2009 to 31-03-2010
	Rs.
Interest from banks and others	50,553
Interest on Debentures and Bonds	22,799,589
Discounting Charges	19,302,357
	42,152,499

SCHEDULE :7**Net unrealised appreciation in value of Investments**

	30-09-2009 to 31-03-2010
	Rs.
Appreciation in Value of Investments	
Debentures / Bonds listed / awaiting listing on the recognised stock exchange	884,512
Appreciation in value of investments	884,512
Diminution in value of investments\	
Debentures & Bonds listed / awaiting listing in the Recognised the recognised stock exchange	-
Net -Unrealised appreciation reserve (schedule 2)	884,512

SUNDARAM BNP PARIBAS MUTUAL FUND

SUNDARAM BNP PARIBAS FIXED TERM PLAN P

Schedules forming part of the Balance Sheet as at 31-Mar-2010
and the Revenue Account for the Period from 30-Sep-2009 to 31-Mar-2010

SCHEDULE 8 NOTES ON ACCOUNTS

All amounts mentioned rupees in lakhs

1 SIGNIFICANT ACCOUNTING POLICIES

1.1. INVESTMENTS

Investment transactions are accounted on trade dates at cost including brokerage, stamp duty and other levies.

Investments are marked to market. In valuing the Scheme's investments:

a) Government Securities

· Government Securities are valued at the prices obtained from CRISIL in accordance with the guidelines for valuation of securities for mutual funds issued by SEBI.

· Instruments bought on 'repo' basis have been valued at the resale price after deduction of applicable interest up to date of resale.

b) Other Securities

· Traded Securities are valued at the last quoted closing price on the stock exchange. Non-traded / thinly traded securities are valued in good faith on the basis of guidelines issued by SEBI in this regard.

In accordance with the guidance note on accounting for investments in the financial statement of mutual funds issued by The Institute of Chartered Accountants of India, the investments are valued separately category-wise and the net unrealised appreciation is directly transferred to unrealised appreciation reserve and the net diminution is debited to revenue account.

1.2. INCOME RECOGNITION

- (i) Profit/Loss on sale of investments is recognised on the trade dates based on weighted average cost method.
- (ii) Income on investments is accounted on accrual basis.
- (iii) Other income is accounted on cash basis.

1.3. EXPENSES

Expenses are accounted for on accrual basis.

1.4. LOAD

In terms of SEBI circular dated 30th June 2009, out of the exit load charged to the investor, a maximum of 1% of the redemption proceeds is maintained in a separate account which can be used by the AMC to pay commission to the distributor and for marketing and selling expenses of the scheme. Any balance in excess of 1% is credited to the scheme immediately and unutilised portion in the load account shall be credited to the scheme whenever felt appropriate by the AMC.

1.5. EQUALISATION ACCOUNT

When the units are sold / re-purchased, the difference between the sale price / re-purchase price and the face value of the units is credited / debited to equalisation account. The net balance in this account is transferred to revenue account for the Period

2. INVESTMENT MANAGER FEES

Management fee is computed on daily average net assets as under:

Description	30.09.09 to 31.03.10
Average daily net asset value	11,247.17
Management fee @ 0.10% of average daily net asset value.	5.51

3. INVESTMENTS MADE IN COMPANIES WHO HAVE INVESTED MORE THAN FIVE PERCENT OF THE NET ASSET VALUE OF THE SCHEMES OF SUNDARAM BNP PARIBAS MUTUAL FUND.

As Per Annexure - I

4. AGGREGATE VALUE OF PURCHASES & SALES MADE DURING THE PERIOD

The aggregate value of investments purchased and sold (including matured) during the Period as a percentage of average daily net asset value is as under :

Description	30.09.09 to 31.03.10
PURCHASE VALUE(AMOUNT)	21,458.39
%	190.79%
SALES VALUE (AMOUNT)	10,441.12
%	92.83%

5. AGGREGATE FAIR VALUE OF NON-TRADED/THINLY TRADED INVESTMENTS-

Aggregate Fair Value of non traded / thinly traded investments valued in "good faith" exceeding 5% of the Net Asset Value as at the end of the Period :

Description	30.09.09 to 31.03.10
Aggregate Fair Value of non traded / thinly traded investments valued in "good faith" exceeding 5% of the Net Asset Value as at the end of the Period	6,008.85
% to the asset under management	53.93%

6. INCOME / EXPENDITURE

The total income and expenditure as a percentage of the daily average net assets, during the Period are given below.

DESCRIPTION	30.09.09 to 31.03.10
INCOME	7.54%
EXPENDITURE	0.44%

7. CONTINGENT LIABILITY

Contingent liability as at 31st March 2010 is Rs. Nil. Previous Year Rs. Nil

8. AMOUNT PAID TO SPONSORS / ASSOCIATES

	30.09.09 to 31.03.10
Sundaram Finance Ltd (Sponsor)	0.05
Indus Ind Bank Ltd (Associate)	NIL

9. TOTAL VALUE OF INVESTMENTS (EXCLUDING MONEY MARKET INVESTMENT) FALLING UNDER EACH MAJOR INDUSTRY GROUP WHICH CONSTITUTES NOT LESS THAN 5% OF THE TOTAL INVESTMENTS IS AS BELOW:

(% of total investment within the classification)

Refer Annexure - II

9. a. Accounting Standard 17 on Segment Reporting

As the Financial Statements are prepared separately on each scheme, no further disclosure under Accounting Standard 17 on segment reporting issued by the Institute of Chartered Accountants of India is considered necessary. There is no secondary reporting segment.

9. b. Accounting Standard 18 on Related Party Disclosures

Related party disclosures as required by the Accounting Standard 18 – “ Related Party Disclosures” issued by the Institute of Chartered Accountants of India are given as Annexure – V

10. PORTFOLIO DISCLOSURE


Full portfolio of the scheme is given in Annexure - III


11. MOVEMENT IN UNIT CAPITAL

As Per Schedule-I

Signatures to the schedules 1 to 8 are forming part of the Balance Sheet and the Revenue Account.


**For Sundaram & Srinivasan
Chartered Accountants**
(FRN No.: 004207S)


K Srinivasan
Partner
(M.No : 5809)




For Sundaram BNP Paribas Asset Management Company Ltd


K Ramkumar
Fund Manager



T S Sritharan
Chief Financial Officer



T P Raman
Managing Director

**For and on Behalf of
Sundaram BNP Paribas Trustee Company Ltd**


K V Ramanathan
Chairman


S Viji
Director


R Rajamani
Director


Francois Mouzay
Director

Place : Chennai

Date : 25th June, 2010

12. HISTORICAL PER UNIT STATISTICS

		2009-2010	
		Rs.	
(A)	Gross income		
	(i) income other than profit on sale of investment	0.3825	
	(ii) income from profit on inter scheme sales/transfer of investments	0.0000	
	(iii) income from profit on sale of investment to third parties	0.0013	
	(iv) transfer to revenue account from past year's reserves	0.0000	
(B)	Aggregate of expenses, write off, amortisation and charges	0.0224	
(C)	Net income	0.3614	
(D)	Net unrealised appreciation/(diminution) in value of investments	0.0080	
		REGULAR	
		Dividend Option	Growth Option
(E)	Net Assets Value	10.3721	10.3693
(F)	Highest repurchase price		
	Lowest repurchase price		
	Highest ongoing sale price *		10.0000
	Lowest ongoing sale price *	10.0000	10.0000
(G)	Ratio of expenses (excluding deferred revenue expenditure amortised) to average daily net assets by percentage	0.44%	
(H)	Ratio of gross income to average daily net assets by percentage	7.54%	

* includes entry load as applicable

13. Computation of Distributable Income

	31/03/2010
Net Income as per revenue account	39,826,023
Add : Balance of Undistributed income as at 1st April brought forward	-
	39,826,023
Less : Income Distributed during the year	-
Distributable Income	39,826,023

14. Since the scheme was launched during the year, previous year figures are not provided.

Annexure - II

Sundaram BNP Paribas Fixed Term Plan - P

	% of total investments within the classification	
	2009-2010	
A) Debt Instruments		
a) Listed / awaiting listing on Stock Exchange		
FINANCE	100.00%	

Annexure - III

Sundaram BNP Paribas Fixed Term Plan - P

Portfolio Statement for the period ended 31st March, 2010

Particulars	Rating	Quantity	Mkt Value Rs. in Lacs	% of Net Asset
A) Debt Instruments				
a) Listed / awaiting listing on Stock Exchange	NIL			
b) Privately Placed				
KOTAK MAH INDRA INVESTMENTS LTD **	A1+	200	2002.61	18.14%
TGS INVESTMENTS & TRADE **	A1+	15	1503.21	13.62%
SREI INFRA FINANCE LTD **	A1+	1000	1000.97	9.07%
SREI EQUIPMENT FINANCE **	PR1+	1500	1502.06	13.61%
			6008.85	54.43%
B) Money Market Instruments				
DHANALAKSHMI BANK	PR1+	550	534.35	4.84%
BAJAJ AUTO FINANCELIMITED	P1+	59	281.46	2.55%
TRENT LIMITED	PR1+	200	945.34	8.56%
BALLARPUR INDUSTRIES LTD	F1+	400	1866.02	16.90%
Religare Finvest Limited	A1+	300	1390.09	12.59%
			5017.26	45.45%
C) Others				
Reverse Repo / CBLO			12.99	0.12%
GRAND TOTAL			11039.10	100.00%

** Thinly Traded / Non Traded Securities