

SUNDARAM & SRINIVASAN

CHARTERED ACCOUNTANTS
23, C.P. RAMASWAMY ROAD,
ALWARPET, CHENNAI - 600 018.

AUDITORS REPORT

The Board of Trustees
Sundaram BNP Paribas Mutual Fund
Chennai

We have audited the attached Balance Sheet of Sundaram BNP Paribas Mutual Fund - **SUNDARAM BNP PARIBAS FIXED TERM PLAN D** as at March 31, 2010 and the Revenue Account for the **period** ended on April 17, 2009. These financial statements are the responsibility of the management. Our responsibility is to express our opinion on these financial statements based on our audit.


We conducted our audit in accordance with auditing standards generally accepted in India. Those standards require that we plan and perform the audit to obtain reasonable assurance about whether the financial statements are free of material misstatement. An audit includes examining, on a test basis, evidence supporting the amounts and disclosures in the financial statements. An audit also includes assessing the accounting principles used and significant estimates made by management, as well as evaluating the overall financial statement presentation. We believe that our audit provides a reasonable basis for our opinion.

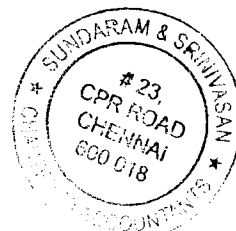
On the basis of the audit as indicated above, we report as follows:-

1. We have obtained all the information and explanations, which to the best of our knowledge and belief were necessary for the purpose of our audit.
2. The Balance Sheet and Revenue Account are in agreement with the books of accounts of Sundaram BNP Paribas Mutual Fund.
3. a) The accounts have been prepared in accordance with accounting policies and standards as specified in the Ninth Schedule of Securities and Exchange Board of India (Mutual Funds) Regulations, 1996.
b) In our opinion, the valuation methods adopted by the fund for valuation of non-traded securities, "in good faith" are fair and reasonable.
4. In our opinion and to the best of our information and according to the explanations given to us, the said accounts together with the notes forming part of Accounts give a true and fair view in conformity with the accounting principles generally accepted in India:
 - a) in case of Balance Sheet, of the state of affairs of the aforesaid Schemes of Sundaram BNP Paribas Mutual Fund, **SUNDARAM BNP PARIBAS FIXED TERM PLAN D** as at March 31, 2010 and
 - b) In the case of Revenue Account of the **Deficit** of Sundaram BNP Paribas Mutual Fund - **SUNDARAM BNP PARIBAS FIXED TERM PLAN D** for the period ended on April 17, 2009.

For and on behalf of **SUNDARAM & SRINIVASAN**
CHARTERED ACCOUNTANTS
(FRN No.: 004207S)

Place: Chennai
Date: 25th June, 2010


K. SRINIVASAN
PARTNER (M.No : 5809)



BALANCE SHEET AS AT 31st MARCH, 2010

Amount in Rs.

	SCHEDULE NO.	31-Mar-10	31-Mar-09
LIABILITIES			
Unit Capital	1	-	680,799,353
Reserves & Surplus	2	-	71,469,199
Current Liabilities & Provisions	3	5,515	3,277,768
		5,515	755,546,320
ASSETS			
Investments	4	-	723,226,122
Other Current Assets	5	5,515	32,320,198
		5,515	755,546,320


Notes on Accounts


8


As per our Report of even date


For
Sundaram & Srinivasan
Chartered Accountants
(FRN.: 004207S)


For
Sundaram BNP Paribas Asset Management Company Ltd


K Srinivasan
Partner
(M.NO : 5809)





K. Ramkumar
Fund Manager



T.S. Sritharan
Chief Financial Officer



T P Raman
Managing Director

For and on Behalf of
Sundaram BNP Paribas Trustee Company Ltd


K V Ramanathan
Chairman


S Viji
Director


R. Rajamani
Director


Francois Mouzay
Director

Place : Chennai
Date : 25th June 2010

REVENUE ACCOUNT FOR THE PERIOD 01-04-2009 TO 17-04-2009

		Amount, Rs			
	Schedule No.	01-04-2009 to 17-04-2009		01-04-2008 to 31-03-2009	
REVENUE					
Interest	6	2,278,440		66,460,658	
Net profit on transfer / sale of investments (Other than inter-scheme transfer/sale)		450,007		2,824,471	
Net profit on inter scheme transfer / sale of investments		643,609		20,340,051	
TOTAL (A)		3,372,056		89,625,180	
EXPENSES			3,372,056		89,625,180
Management fee		51,012		1,238,910	
Trusteeship fee		3,923		95,300	
Commission to Agents		59,324		1,611,485	
Publicity expenses		1,892,695		3,874,622	
Audit fee		6,272		10,655	
Other operating expenses (Including Marketing Expenses Rs.1090010, Previous Year Rs.10238)		1,096,546		168,307	
Custodian charges		4,450		53,962	
Registrar expenses		8,849		213,263	
		3,123,071		7,266,504	
Less : Amount transferred from Load on account of Marketing Expenses		2,983,815		3,454,457	
TOTAL (B)			139,256		3,812,047
SURPLUS / (DEFICIT) (A-B)			3,232,800		85,813,133
Add/(Less) : Balance in Equalisation Account			(74,607,861)		(19,020,344)
			(71,375,061)		66,792,789
Less: Income Distributed		62,074		83,176	
Distribution Tax		15,950		15,950	
			78,024		99,126
Surplus /(Deficit) transferred to Balance Sheet			(71,453,085)		66,693,663

Notes on Accounts

8



As per our Report of even date

For

Sundaram & Srinivasan


Chartered Accountants

(FRN.: 004207S)


K Srinivasan
Partner
(M.NO : 5809)

For

Sundaram BNP Paribas Asset Management Company Ltd



K. Ramkumar
Fund Manager

T.S. Sritharan
Chief Financial Officer


T P Raman
Managing Director

For and on Behalf of

Sundaram BNP Paribas Trustee Company Ltd


K V Ramanathan
Chairman

S Viji
Director

R. Rajamani
Director

Francois Mouzay
Director

Place : Chennai

Date : 25th June 2010

SCHEDULE : 1**Unit Capital**

	31/03/2010		31/03/2009	
	Units	Rs.	Units	Rs.
Initial capital (106629938.407 units of Rs.10/- each)	106,629,938	1,066,299,384	106,629,938	1,066,299,384
Unit Capital				
Opening Capital	68,079,935	680,799,352	106,629,938	1,066,299,384
Add: Units sold during the Period	651	6,505	2,361,286	23,612,858
	68,080,586	680,805,857	108,991,224	1,089,912,242
Less : Units repurchased during the Period	68,080,586	680,805,857	40,911,289	409,112,890
Units at the end of the Period	0	0	68,079,935	680,799,352
		-		680,799,352

(0)

SCHEDULE : 2**Reserves & Surplus**

	31/03/2010		31/03/2009	
	Rs.		Rs.	
General Reserve				
Opening Balance	71,453,085		4,759,422	
Add /(Less): Transfer from Revenue Account	(71,453,085)	-	66,693,663	71,453,085
Unrealised appreciation reserve				
Opening Balance	16,114		-	
Add/(Less) Net unrealized appreciation for the year	(16,114)		16,114	
Unrealised Appreciation Reserve (Schedule 7)		-		16,114
		-		71,469,199

SCHEDULE : 3**Current Liabilities & Provisions**

	31/03/2010	31/03/2009
	Rs.	Rs.
Current Liabilities		
Sundry Creditors	4,963	3,267,640
Others	552	10,128
	5,515	3,277,768

SCHEDULE : 4**Investments**

	31/03/2010	31/03/2009
	Rs.	Rs.
Listed:		
- Debentures/Bonds	-	30,366,613
Unlisted		
- Debentures/Bonds	-	149,638,611
- Securitised Debt	-	156,433,240
Certificate of Deposits	-	159,149,271
Commercial Papers	-	197,952,320
Investment in Reverse Repo / CBLO	-	29,686,067
	-	723,226,122

SCHEDULE : 5**Other Current Assets**

	31/03/2010	31/03/2009
	Rs.	Rs.
Balance with banks in Current Accounts	-	3,004,653
Sundry Debtors		
Payable/Receivable from AMC	5,515	
Outstanding and accrued Income	-	29,315,545
	5,515	32,320,198

SCHEDULE : 6**Interest**

	01-04-2009 TO 17-04-2009	01-04-2008 TO 31-03-2009
	Rs.	Rs.
Interest from banks and others	237,276	543,441
Interest on Debentures and Bonds	750,822	35,649,089
Discounting Charges	1,290,343	19,582,104
Deep Discounting charges	-	10,686,024
	2,278,441	66,460,658

SCHEDULE : 7**Net unrealised appreciation in value of Investments**

	01-04-2009 TO 17-04-2009	01-04-2008 TO 31-03-2009
	Rs.	Rs.
Appreciation in Value of Investments		
Debentures / Bonds listed / awaiting listing on the recognised stock exchange	-	16,114
	-	-
Net -Unrealised appreciation reserve (schedule 2)	-	16,114

SUNDARAM BNP PARIBAS MUTUAL FUND
SUNDARAM BNP PARIBAS FIXED TERM PLAN D

Schedules forming part of the Balance Sheet as at 31-Mar-2010
and the Revenue Account for the Period from 01-Apr-2009 to 17-Apr-2009

SCHEDULE 8
NOTES ON ACCOUNTS

All amounts mentioned rupees in lakhs

1 SIGNIFICANT ACCOUNTING POLICIES

1.1. INVESTMENTS

Investment transactions are accounted on trade dates at cost including brokerage, stamp duty and other levies. Investments are marked to market. In valuing the Scheme's investments:

a) Government Securities

· Government Securities are valued at the prices obtained from CRISIL in accordance with the guidelines for valuation of securities for mutual funds issued by SEBI.

· Instruments bought on 'repo' basis have been valued at the resale price after deduction of applicable interest up to date of resale.

b) Other Securities

· Traded Securities are valued at the last quoted closing price on the stock exchange. Non-traded / thinly traded securities are valued in good faith on the basis of guidelines issued by SEBI in this regard.

In accordance with the guidance note on accounting for investments in the financial statement of mutual funds issued by The Institute of Chartered Accountants of India, the investments are valued separately category-wise and the net unrealised appreciation is directly transferred to unrealised appreciation reserve and the net diminution is debited to revenue account.

1.2. INCOME RECOGNITION

- (i) Profit/Loss on sale of investments is recognised on the trade dates based on weighted average cost method.
- (ii) Income on investments is accounted on accrual basis.
- (iii) Other income is accounted on cash basis.

1.3. EXPENSES

Expenses are accounted for on accrual basis.

1.4. UNIT PREMIUM RESERVE

The premium on sale /repurchase of units (Load) is credited to unit premium account and has been utilised for meeting the ongoing management expenses of the scheme. Any surplus in this account may be credited to the scheme whenever felt appropriate by the AMC.

1.5. EQUALISATION ACCOUNT

When the units are sold / re-purchased, the difference between the sale price / re-purchase price and the face value of the units is credited / debited to equalisation account. The net balance in this account is transferred to revenue account for the Period

2. INVESTMENT MANAGER FEES

Management fee is computed on daily average net assets as under:

Description	01.04.09 to 17.04.09	01.04.08 to 31.03.09
Average daily net asset value	7,537.75	9,530.04
Management fee @ 0.15% of average daily net asset value. (Previous year 0.13%)	0.51	12.38

3. INVESTMENTS MADE IN COMPANIES WHO HAVE INVESTED MORE THAN FIVE PERCENT OF THE NET ASSET VALUE OF THE SCHEMES OF SUNDARAM BNP PARIBAS MUTUAL FUND.

As Per Annexure - I

4. AGGREGATE VALUE OF PURCHASES & SALES MADE DURING THE PERIOD

The aggregate value of investments purchased and sold (including matured) during the Period as a percentage of average daily net asset value is as under :

Description	01.04.09 to 17.04.09	01.04.08 to 31.03.09
PURCHASE VALUE (AMOUNT)	-	19,710.88
%	0.00%	206.83%
SALES VALUE (AMOUNT)	6,935.24	23,424.67
%	92.01%	245.80%

5. AGGREGATE FAIR VALUE OF NON-TRADED / THINLY TRADED INVESTMENTS-

Aggregate Fair Value of non traded / thinly traded investments valued in "good faith" exceeding 5% of the Net Asset Value as at the end of the Period :

Description	01.04.09 to 17.04.09	01.04.08 to 31.03.09
Aggregate Fair Value of non traded / thinly traded investments valued in "good faith" exceeding 5% of the Net Asset Value as at the end of the Period	NIL	3,167.58
% to the asset under management	NIL	42.11%

6. INCOME / EXPENDITURE

The total income and expenditure as a percentage of the daily average net assets, during the Period are given below.

DESCRIPTION	01.04.09 to 17.04.09	01.04.08 to 31.03.09
INCOME	9.60%	9.40%
EXPENDITURE	0.40%	0.40%

7. CONTINGENT LIABILITY

Contingent liability as at 31st March 2010 is Rs. Nil. Previous Year Rs. Nil

8. AMOUNT PAID TO SPONSORS / ASSOCIATES

	01.04.09 to 17.04.09	01.04.08 to 31.03.09
Sundaram Finance Ltd (Sponsor)	NIL	0.01
Indus Ind Bank Ltd (Associate)	NIL	NIL

9. TOTAL VALUE OF INVESTMENTS (EXCLUDING MONEY MARKET INVESTMENT) FALLING UNDER EACH MAJOR INDUSTRY GROUP WHICH CONSTITUTES NOT LESS THAN 5% OF THE TOTAL INVESTMENTS IS AS BELOW:

(% of total investment within the classification)

NIL

Q.a. Accounting Standard 17 on Segment Reporting

As the Financial Statements are prepared separately on each scheme, no further disclosure under Accounting Standard 17 on segment reporting issued by the Institute of Chartered Accountants of India is considered necessary. There is no secondary reporting segment.

Q.b. Accounting Standard 18 on Related Party Disclosures

Related party disclosures as required by the Accounting Standard 18 – “ Related Party Disclosures” issued by the Institute of Chartered Accountants of India are given as Annexure – ✓

10. LOAD COLLECTED AND UTILISED

Description	01.04.09 to 17.04.09	01.04.08 to 31.03.09
Opening Balance		
Add.: Amount received on Sale / Repurchase of units (net)	29.67	-
Less: Amount Adjusted towards Brokerage & Marketing Exp	0.16	64.21
Less: Transferred to Income	29.83	34.54
Closing Balance	-	-
		29.67

11. PORTFOLIO DISCLOSURE

NIL


12. MOVEMENT IN UNIT CAPITAL

As Per Schedule-I

Signatures to the schedules 1 to 8 are forming part of the Balance Sheet and the Revenue Account.


**For Sundaram & Srinivasan
Chartered Accountants**
(FRN No.: 004207S)

For Sundaram BNP Paribas Asset Management Company Ltd


K Srinivasan
Partner
(M.No : 5809)





K Ramkumar
Fund Manager


T S Sritharan
Chief Financial Officer

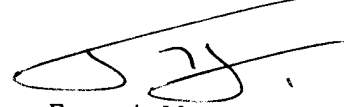

T P Raman
Managing Director

**For and on Behalf of
Sundaram BNP Paribas Trustee Company Ltd**


K V Ramanathan
Chairman


S Viji
Director


R Rajamani
Director


Francois Mouzay
Director

**Place : Chennai
Date : 25th June, 2010**