

AUDITORS REPORT

The Board of Trustees
Sundaram BNP Paribas Mutual Fund
Chennai

We have audited the attached Balance Sheet of Sundaram BNP Paribas Mutual Fund - **SUNDARAM BNP PARIBAS FIXED TERM PLAN B** as at March 31, 2010 and the Revenue Account for the **period** ended on April 15, 2009. These financial statements are the responsibility of the management. Our responsibility is to express our opinion on these financial statements based on our audit.


We conducted our audit in accordance with auditing standards generally accepted in India. Those standards require that we plan and perform the audit to obtain reasonable assurance about whether the financial statements are free of material misstatement. An audit includes examining, on a test basis, evidence supporting the amounts and disclosures in the financial statements. An audit also includes assessing the accounting principles used and significant estimates made by management, as well as evaluating the overall financial statement presentation. We believe that our audit provides a reasonable basis for our opinion.


On the basis of the audit as indicated above, we report as follows:-

1. We have obtained all the information and explanations, which to the best of our knowledge and belief were necessary for the purpose of our audit.
2. The Balance Sheet and Revenue Account are in agreement with the books of accounts of Sundaram BNP Paribas Mutual Fund.
3. a) The accounts have been prepared in accordance with accounting policies and standards as specified in the Ninth Schedule of Securities and Exchange Board of India (Mutual Funds) Regulations, 1996.
b) In our opinion, the valuation methods adopted by the fund for valuation of non-traded securities, "in good faith" are fair and reasonable.
4. In our opinion and to the best of our information and according to the explanations given to us, the said accounts together with the notes forming part of Accounts give a true and fair view in conformity with the accounting principles generally accepted in India:
 - a) in case of Balance Sheet, of the state of affairs of the aforesaid Schemes of Sundaram BNP Paribas Mutual Fund, **SUNDARAM BNP PARIBAS FIXED TERM PLAN B** as at March 31, 2010 and
 - b) In the case of Revenue Account of the **Deficit** of Sundaram BNP Paribas Mutual Fund - **SUNDARAM BNP PARIBAS FIXED TERM PLAN B** for the period ended on April 15, 2009.

For and on behalf of SUNDARAM & SRINIVASAN
CHARTERED ACCOUNTANTS
(FRN No.: 004207S)

Place: Chennai
Date: 25th June, 2010


K. SRINIVASAN
PARTNER (M.No : 5809)



BALANCE SHEET AS AT 31st MARCH, 2010

Amount in Rs.


	SCHEDULE NO.	31-Mar-10	31-Mar-09
LIABILITIES			
Unit Capital	1	-	169,132,212
Reserves & Surplus	2	-	17,890,772
Current Liabilities & Provisions	3	5,515	643,448
		5,515	187,666,432
ASSETS			
Investments	4	-	182,930,288
Other Current Assets	5	5,515	4,736,144
		5,515	187,666,432

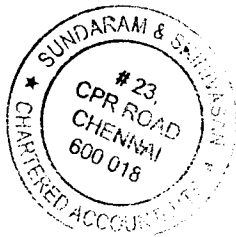
Notes on Accounts 8


As per our Report of even date

For
Sundaram & Srinivasan
Chartered Accountants
(FRN.: 004207S)

For
Sundaram BNP Paribas Asset Management Company Ltd


K Srinivasan
Partner
(M.NO : 5809)





K. Ramkumar
Fund Manager


T.S. Sriharan
Chief Financial Officer


T.P. Raman
Managing Director

For and on Behalf of
Sundaram BNP Paribas Trustee Company Ltd


K V Ramanathan
Chairman


S Viji
Director


R. Rajamani
Director


Francois Mouzay
Director

Place : Chennai
Date : 25th June 2010

REVENUE ACCOUNT FOR THE PERIOD FROM 01-04-2009 TO 15-04-2009

Amount, Rs


	Schedule No.	01.04.09 to 15.04.09		01.04.2008 to 31.03.09	
REVENUE					
Interest	6	235,697		19,462,329	
Net profit on inter scheme transfer / sale of investments		-		3,053,019	
Net diminution on sale of investments written back		1,207,748		-	
Sundry Income		143,685			
TOTAL (A)		1,587,130	1,587,130	22,515,348	22,515,348
EXPENSES					
Net diminution in value of investment	7	-		1,207,748	
Loss on inter scheme transfer / sale of investments		1,176,987		-	
Management fee		3,075		95,755	
Trusteeship fee		770		23,961	
Commission to Agents		13,545		41,381	
Publicity expenses		598,922		-	
Audit fee		5,705		6,832	
		1,701		13,202	
Custodian charges		4,446		53,877	
Registrar expenses		2,462		52,360	
		1,807,613		1,495,116	
Less : Amount transferred from Load on account of Marketing Expenses		622,168		-	
TOTAL (B)			1,185,445		1,495,116
SURPLUS / (DEFICIT) (A-B)			401,685		21,020,232
Add/(Less) : Balance in Equalisation Account			(18,086,283)		(4,598,205)
			(17,684,598)		16,422,027
Less: Income Distributed		171,944		1,311,635	
Distribution Tax		34,230		289,330	
			206,174		1,600,965
Surplus /(Deficit) transferred to Balance Sheet			(17,890,772)		14,821,062

Notes on Accounts
As per our Report of even date
For
Sundaram & Srinivasan
Chartered Accountants
(FRN.: 004207S)

8

For
Sundaram BNP Paribas Asset Management Company Ltd

K Srinivasan
Partner
(M.NO : 5809)



K. Ramkumar
Fund Manager

T.S. Sritharan
Chief Financial Officer

P. Raman
Managing Director

For and on Behalf of
Sundaram BNP Paribas Trustee Company Ltd

K V Ramanathan
Chairman

S Viji
Director

R. Rajamani
Director

Francois Mouzay
Director

Place : Chennai
Date : 25th June 2010

SCHEDULE : 1

Unit Capital

	31/03/2010		31/03/2009	
	UNITS	RS	UNITS	RS.
	Initial capital	26,977,051.56	269,770,516	26,977,051.56
Unit Capital				
Opening Capital	16,913,222	169,132,212	25,977,052	259,770,515
Add: Units sold during the Period	3,785	37,852	6,070	60,697
	16,917,007	169,170,064	25,983,122	259,831,212
Less : Units repurchased during the Period	16,917,007	169,170,064	9,069,900	90,699,000
Units at the end of the Period	-	-	16,913,222	169,132,212
				169,132,212

SCHEDULE : 2

Reserves & Surplus

	31/03/2010		31/03/2009	
	Rs.		Rs.	
General Reserve				
Opening Balance	17,890,772	-	3,069,710	-
Add /(Less): Transfer from Revenue Account	(17,890,772)	-	14,821,062	17,890,772
Unrealised appreciation reserve				
Opening Balance	-	-	26,737	-
Add/(Less) Net unrealized appreciation for the year	-	-	(26,737)	-
Unrealised Appreciation Reserve (Schedule 8)		-		-
				17,890,772

SCHEDULE : 3

Current Liabilities & Provisions

	31/03/2010	31/03/2009
	Rs.	Rs.
Current Liabilities		
Sundry Creditors	4,963	641,639
Others	552	1,809
	5,515	643,448

SCHEDULE : 4

Investments

	31/03/2010 Rs.	31/03/2009 Rs.
Non-Convertible Debentures	-	74,756,954
Certificate of Deposits	-	34,488,276
Others - Reverse Repo / CBLO	-	73,685,058
	-	182,930,288

SCHEDULE : 5

Other Current Assets

	31/03/2010 Rs.	31/03/2009 Rs.
Balance with banks in Current Accounts	-	939,575
Outstanding and accrued Income	-	3,796,569
Others	5,515	-
	5,515	4,736,144

SCHEDULE : 6**Interest**

	01-04-2009 to 15-04-2009	01-04-2008 to 31-03-2009
	Rs.	Rs.
Interest from banks and others	112,736	391,066
Interest on Debentures and Bonds	113,658	12,135,611
Discounting Charges	9,303	6,935,652
	235,697	19,462,329

SCHEDULE : 7**Net unrealised appreciation in value of Investments**

	01-04-2009 to 15-04-2009	01-04-2008 to 31-03-2009
Diminution in value of investments		
Debentures & Bonds listed / awaiting listing in the Recognised the recognised stock exchange		1,207,748
	-	1,207,748
Net -(Diminution) / Unrealised appreciation reserve (schedule 2)	-	(1,207,748)

SUNDARAM BNP PARIBAS MUTUAL FUND

SUNDARAM BNP PARIBAS FIXED TERM PLAN B

Schedules forming part of the Balance Sheet as at 31-Mar-2010
and the Revenue Account for the Period from 01-Apr-2009 to 15-Apr-2009

SCHEDULE 8

All amounts mentioned rupees in lakhs

NOTES ON ACCOUNTS

1 SIGNIFICANT ACCOUNTING POLICIES

1.1. INVESTMENTS

Investment transactions are accounted on trade dates at cost including brokerage, stamp duty and other levies.

Investments are marked to market. In valuing the Scheme's investments:

a) Government Securities

· Government Securities are valued at the prices obtained from CRISIL in accordance with the guidelines for valuation of securities for mutual funds issued by SEBI.

· Instruments bought on 'repo' basis have been valued at the resale price after deduction of applicable interest up to date of resale.

b) Other Securities

· Traded Securities are valued at the last quoted closing price on the stock exchange. Non-traded / thinly traded securities are valued in good faith on the basis of guidelines issued by SEBI in this regard.

In accordance with the guidance note on accounting for investments in the financial statement of mutual funds issued by The Institute of Chartered Accountants of India, the investments are valued separately category-wise and the net unrealised appreciation is directly transferred to unrealised appreciation reserve and the net diminution is debited to revenue account.

1.2. INCOME RECOGNITION

- (i) Profit/Loss on sale of investments is recognised on the trade dates based on weighted average cost method.
- (ii) Income on investments is accounted on accrual basis.
- (iii) Other income is accounted on cash basis.

1.3. EXPENSES

Expenses are accounted for on accrual basis.

1.4. UNIT PREMIUM RESERVE

The premium on sale / repurchase of units (Load) is credited to unit premium account and has been utilised for meeting the ongoing management expenses of the scheme. Any surplus in this account may be credited to the scheme whenever felt appropriate by the AMC.

1.5. EQUALISATION ACCOUNT

When the units are sold / re-purchased, the difference between the sale price / re-purchase price and the face value of the units is credited / debited to equalisation account. The net balance in this account is transferred to revenue account for the Period

2. INVESTMENT MANAGER FEES

Management fee is computed on daily average net assets as under:

Description	01.04.09 to 15.04.09	01.04.08 to 31.03.09
Average daily net asset value	1,873.49	2,396.11
Management fee @ 0.04% of average daily net asset value.(Previous year 0.04%)	0.03	0.96

3. INVESTMENTS MADE IN COMPANIES WHO HAVE INVESTED MORE THAN FIVE PERCENT OF THE NET ASSET VALUE OF THE SCHEMES OF SUNDARAM BNP PARIBAS MUTUAL FUND.

As Per Annexure - I

4. AGGREGATE VALUE OF PURCHASES & SALES MADE DURING THE PERIOD

The aggregate value of investments purchased and sold (including matured) during the Period as a percentage of average daily net asset value is as under :

Description	01.04.09 to 15.04.09	01.04.08 to 31.03.09
PURCHASE VALUE(AMOUNT)	-	438.53
%	0.00%	18.30%
SALES VALUE (AMOUNT)	1,104.53	1,840.84
%	58.96%	76.83%

5. AGGREGATE FAIR VALUE OF NON-TRADED/THINLY TRADED INVESTMENTS-

Aggregate Fair Value of non traded / thinly traded investments valued in "good faith" exceeding 5% of the Net Asset Value as at the end of the Period :

Description	01.04.09 to 15.04.09	01.04.08 to 31.03.09
Aggregate Fair Value of non traded / thinly traded investments valued in "good faith" exceeding 5% of the Net Asset Value as at the end of the Period	NIL	747.57
% to the asset under management	NIL	40.00%

6. INCOME / EXPENDITURE

The total income and expenditure as a percentage of the daily average net assets, during the Period are given below.

DESCRIPTION	01.04.09 to 15.04.09	01.04.08 to 31.03.09
INCOME	20.61%	9.40%
EXPENDITURE	0.11%	0.12%

7. CONTINGENT LIABILITY

Contingent liability as at 31st March 2010 is Rs. Nil. Previous Year Rs. Nil

8. AMOUNT PAID TO SPONSORS / ASSOCIATES

	01.04.09 to 15.04.09	01.04.08 to 31.03.09
Sundaram Finance Ltd (Sponsor)	NIL	NIL
Indus Ind Bank Ltd (Associate)	NIL	NIL

9. TOTAL VALUE OF INVESTMENTS (EXCLUDING MONEY MARKET INVESTMENT) FALLING UNDER EACH MAJOR INDUSTRY GROUP WHICH CONSTITUTES NOT LESS THAN 5% OF THE TOTAL INVESTMENTS IS AS BELOW:

(% of total investment within the classification)

Refer Annexure - II

9. a **Accounting Standard 17 on Segment Reporting**

As the Financial Statements are prepared separately on each scheme, no further disclosure under Accounting Standard 17 on segment reporting issued by the Institute of Chartered Accountants of India is considered necessary. There is no secondary reporting segment.

9. b **Accounting Standard 18 on Related Party Disclosures**

Related party disclosures as required by the Accounting Standard 18 – “ Related Party Disclosures” issued by the Institute of Chartered Accountants of India are given as Annexure – ✓

10. LOAD COLLECTED AND UTILISED

Description	01.04.09 to 15.04.09	01.04.08 to 31.03.09
Opening Balance	6.22	1.51
Add.: Amount received on Sale / Repurchase of units (net)	-	4.71
Less: Amount Adjusted towards Brokerage & Marketing Exp	6.22	-
Less: Transferred to Income	-	-
Closing Balance	-	6.22

11. PORTFOLIO DISCLOSURE

NIL


12. MOVEMENT IN UNIT CAPITAL


As Per Schedule-I

Signatures to the schedules 1 to 8 are forming part of the Balance Sheet and the Revenue Account.

For Sundaram & Srinivasan
Chartered Accountants
 (FRN No.: 004207S)


For Sundaram BNP Paribas Asset Management Company Ltd


 K Srinivasan
 Partner
 (M.No : 5809)






 K Ramkumar
 Fund Manager


 S Sritharan
 Chief Financial Officer


 T P Raman
 Managing Director

For and on Behalf of
Sundaram BNP Paribas Trustee Company Ltd


 K V Ramanathan
 Chairman


 S Viji
 Director


 R Rajamani
 Director


 Francois Muzay
 Director

Place : Chennai
Date : 25th June, 2010

Annexure - II

SUNDARAM BNP PARIBAS FIXED TERM PLAN B	
	% of total investments within the classification
	2008-2009
A) Debt Instruments	
Privately Placed	
FINANCE	100.00%