

**AUDITORS REPORT**

The Board of Trustees  
Sundaram BNP Paribas Mutual Fund  
Chennai


We have audited the attached Balance Sheet of Sundaram BNP Paribas Mutual Fund - **SUNDARAM BNP PARIBAS FIXED TERM PLAN 367 DAYS SERIES - 4** as at March 31, 2010 and the Revenue Account for the **period** ended on September 07, 2009. These financial statements are the responsibility of the management. Our responsibility is to express our opinion on these financial statements based on our audit.

We conducted our audit in accordance with auditing standards generally accepted in India. Those standards require that we plan and perform the audit to obtain reasonable assurance about whether the financial statements are free of material misstatement. An audit includes examining, on a test basis, evidence supporting the amounts and disclosures in the financial statements. An audit also includes assessing the accounting principles used and significant estimates made by management, as well as evaluating the overall financial statement presentation. We believe that our audit provides a reasonable basis for our opinion.

On the basis of the audit as indicated above, we report as follows:-

1. We have obtained all the information and explanations, which to the best of our knowledge and belief were necessary for the purpose of our audit.
2. The Balance Sheet and Revenue Account are in agreement with the books of accounts of Sundaram BNP Paribas Mutual Fund.
3. a) The accounts have been prepared in accordance with accounting policies and standards as specified in the Ninth Schedule of Securities and Exchange Board of India (Mutual Funds) Regulations, 1996.  
b) In our opinion, the valuation methods adopted by the fund for valuation of non-traded securities, "in good faith" are fair and reasonable.
4. In our opinion and to the best of our information and according to the explanations given to us, the said accounts together with the notes forming part of Accounts give a true and fair view in conformity with the accounting principles generally accepted in India:
  - a) in case of Balance Sheet, of the state of affairs of the aforesaid Schemes of Sundaram BNP Paribas Mutual Fund, **SUNDARAM BNP PARIBAS FIXED TERM PLAN 367 DAYS SERIES - 4** as at March 31, 2010 and
  - b) In the case of Revenue Account of the **Deficit** of Sundaram BNP Paribas Mutual Fund - **SUNDARAM BNP PARIBAS FIXED TERM PLAN 367 DAYS SERIES - 4** for the period ended on September 07, 2009.

For and on behalf of **SUNDARAM & SRINIVASAN**  
CHARTERED ACCOUNTANTS  
(FRN No.: 004207S)



  
**K. SRINIVASAN**  
PARTNER (M.No. : 5809)

Place: Chennai  
Date: 25th June, 2010

**BALANCE SHEET AS AT 31st MARCH, 2010**

Amount in Rs.


|                                  | SCHEDULE NO. | 31-Mar-10     | 31-Mar-09            |
|----------------------------------|--------------|---------------|----------------------|
| <b>LIABILITIES</b>               |              |               |                      |
| Unit Capital                     | 1            | -             | 9,434,245,331        |
| Reserves & Surplus               | 2            | -             | 523,182,583          |
| Current Liabilities & Provisions | 3            | 55,150        | 14,382,099           |
|                                  |              | <b>55,150</b> | <b>9,971,810,013</b> |
| <b>ASSETS</b>                    |              |               |                      |
| Investments                      | 4            | -             | 9,367,155,155        |
| Other Current Assets             | 5            | 55,150        | 604,654,858          |
|                                  |              | <b>55,150</b> | <b>9,971,810,013</b> |


Notes on Accounts 8

As per our Report of even date


**For**  
**Sundaram & Srinivasan**  
Chartered Accountants  
(FRN.: 004207S)

**For**  
**Sundaram BNP Paribas Asset Management Company Ltd**

  
K Srinivasan  
Partner  
(M.NO : 5809)




  
K. Ramkumar  
Fund Manager

  
T.S. Sritharan  
Chief Financial Officer


  
T P Raman  
Managing Director

**For and on Behalf of**  
**Sundaram BNP Paribas Trustee Company Ltd**

  
K V Ramanathan  
Chairman

  
S Viji  
Director

  
R. Rajamani  
Director


  
Francois Mouzay  
Director

Place : Chennai  
Date : 25th June 2010

**REVENUE ACCOUNT FOR THE PERIOD FROM 01-04-2009 to 07-09-2009**

|  | Schedule No. | Amount, Rs               |                          |
|--|--------------|--------------------------|--------------------------|
|  |              | 01/04/2009 to 07/09/2009 | 05-09-2008 to 31-03-2009 |
| <b>REVENUE</b>   |              |                          |                          |
| Dividend   |              | -                        | -                        |
| Interest   | 6            | 340,659,374              | 629,471,468              |
| Net profit on transfer / sale of investments (Other than inter-scheme transfer / sale) |              | 28,469,824               | -                        |
| Net profit on inter scheme transfer / sale of investments                              |              | 113,314,381              | 94,700                   |
| Net diminution on sale of investments written back                                     |              | 1,058,056                | -                        |
| Other Income   |              | 396,526                  | 1,000,000                |
| <b>TOTAL (A)</b>   |              | <b>483,898,161</b>       | <b>630,566,168</b>       |
| <b>EXPENSES</b>  |              |                          |                          |
| Net diminution in value of investment  | 7            | -                        | 1,058,056                |
| Net Loss on sale / redemption of investments (Other than inter-scheme transfer / sale) |              | -                        | 286,330                  |
| Management fee   |              | 18,460,707               | 7,940,225                |
| Trusteeship fee  |              | 446,010                  | 553,521                  |
| Commission to Agents   |              | 14,415,633               | 77,624,113               |
| Audit fee  |              | 105,528                  | 90,526                   |
| Other operating expenses ( including Marketing Exp. NIL, ( Previous Year Rs. NIL ) )   |              | 1,929,568                | 943,444                  |
| Custodian charges  |              | 26,637                   | 31,476                   |
| Registrar expenses   |              | 985,088                  | 1,245,377                |
| <b>TOTAL (B)</b>   |              | <b>36,369,171</b>        | <b>89,773,068</b>        |
| Less : Amount transferred from Load on account of Marketing Expenses                   |              | -                        | 186,966                  |
| <b>SURPLUS / (DEFICIT) (A-B)</b>   |              | <b>447,528,990</b>       | <b>540,980,066</b>       |
| Add/(Less) : Balance in Equalisation Account   |              | (950,913,587)            | (1,304,406)              |
|  |              | <b>(503,384,597)</b>     | <b>539,675,660</b>       |
| <b>Less: Income Distributed</b>  |              | 16,241,326               | 13,529,197               |
| Distribution Tax   |              | 3,556,660                | 2,963,880                |
|  |              | <b>19,797,986</b>        | <b>16,493,077</b>        |
| <b>Surplus /(Deficit) transferred to Balance Sheet</b>                                 |              | <b>(523,182,583)</b>     | <b>523,182,583</b>       |

Notes on Accounts  
As per our Report of even date  
For  
**Sundaram & Srinivasan**  
Chartered Accountants  
(FRN.: 004207S)



K Srinivasan  
Partner  
(M.NO : 5809)

For and on Behalf of  
**Sundaram BNP Paribas Trustee Company Ltd**

K V Ramanathan  
Chairman

8

For  
**Sundaram BNP Paribas Asset Management Company Ltd**

K. Ramkumar  
Fund Manager

T.S. Sritharan  
Chief Financial Officer

T.P. Raman  
Managing Director

S. Viji  
Director

R. Rajamani  
Director

Francois Mouzay  
Director

Place : Chennai  
Date : 25th June 2010

**SCHEDULE : 1**

**Unit Capital**

|  | 31/03/2010            |                      | 31/03/2009            |                      |
|--|-----------------------|----------------------|-----------------------|----------------------|
|  | Rs.                   |                      | Rs.                   |                      |
|  | UNITS                 | AMOUNT               | UNITS                 | AMOUNT               |
| <b>Initial capital</b>                     | <b>951,480,954.24</b> | <b>9,514,809,542</b> | <b>951,480,954.24</b> | <b>9,514,809,542</b> |
| <b>Unit Capital</b>                        |                       |                      |                       |                      |
| Opening Capital                            | 943,424,533.10        | 9,434,245,331        | 951,480,954.00        | 9,514,809,542        |
| Add: Units sold during the Period          | 2,011,089.44          | 20,110,894           | 659,247.40            | 6,592,472            |
| Less : Units repurchased during the Period | 945,435,622.54        | 9,454,356,225        | 952,140,201.40        | 9,521,402,014        |
|  | 945,435,622.54        | 9,454,356,225        | 8,715,668.30          | 87,156,683           |
| Units at the end of the Period             | -                     | -                    | 943,424,533.10        | 9,434,245,331        |
|  |                       | -                    |                       | <b>9,434,245,331</b> |

**SCHEDULE : 2**

**Reserves & Surplus**

|  | 31/03/2010    |   | 31/03/2009  |                    |
|--|---------------|---|-------------|--------------------|
|  | Rs.           |   | Rs.         |                    |
|  |               |   |             |                    |
| <b>General Reserve</b>                     |               |   |             |                    |
| Opening Balance                            | 523,182,583   |   | -           |                    |
| Add /(Less): Transfer from Revenue Account | (523,182,583) |   | 523,182,583 |                    |
|  |               | - |             | <b>523,182,583</b> |
|  |               | - |             | <b>523,182,583</b> |

**SCHEDULE : 3**

**Current Liabilities & Provisions**

|                            | 31/03/2010    | 31/03/2009        |
|----------------------------|---------------|-------------------|
|                            | Rs.           | Rs.               |
| <b>Current Liabilities</b> |               |                   |
| Sundry Creditors           | 49,635        | 6,585,695         |
| Distributed Income Payable | -             | 6,129,516         |
| Others                     | 5,515         | 1,666,888         |
|                            | <b>55,150</b> | <b>14,382,099</b> |

**SCHEDULE : 4**

**Investments**

|                                  | 31/03/2010 | 31/03/2009           |
|----------------------------------|------------|----------------------|
|                                  | Rs.        | Rs.                  |
| <b>Listed:</b>                   |            |                      |
| Equity Shares                    | -          | -                    |
| Preference Shares                | -          | -                    |
| Non-Convertible Debentures/Bonds | -          | 1,088,120,756        |
| <b>Unlisted</b>                  |            |                      |
| Securitized Debt                 | -          | 948,997,710          |
| Non-Convertible Debentures       | -          | 699,404,034          |
| Government Securities            | -          | -                    |
| Certificate of Deposits          | -          | 3,740,815,212        |
| Commercial Papers                | -          | 2,888,545,183        |
| Others                           | -          | -                    |
| Others- Reverse Repo / CBLO      | -          | 1,272,260            |
|                                  | -          | <b>9,367,155,155</b> |

**SCHEDULE : 5**

**Other Current Assets**

|  | 31/03/2010    | 31/03/2009         |
|--|---------------|--------------------|
|  | Rs.           | Rs.                |
| Balance with banks in Current Accounts | -             | 310,534            |
| Out Standing & Accrued Income          | -             | 604,344,324        |
| Others                                 | 55,150        | -                  |
|  | <b>55,150</b> | <b>604,654,858</b> |

**SCHEDULE : 6**

**Interest**

|                                  | <b>01-04-2009 to<br/>07-09-2009</b> | <b>05-09-2008 to<br/>31-03-2009</b> |
|----------------------------------|-------------------------------------|-------------------------------------|
|                                  | Rs.                                 | Rs.                                 |
| Interest from banks and others   | 339,210                             | 9,355,398                           |
| Interest on Debentures and Bonds | 31,541,011                          | 127,152,798                         |
| Discounting Charges              | 308,779,153                         | 430,416,667                         |
| Deep Discounting Charges         | -                                   | 62,546,605                          |
|                                  | <b>340,659,374</b>                  | <b>629,471,468</b>                  |

**SCHEDULE :7**

**Net unrealised appreciation/ diminution in value of Investments**

|  | <b>01-04-2009 to<br/>07-09-2009</b> | <b>05-09-2008 to<br/>31-03-2009</b> |
|--|-------------------------------------|-------------------------------------|
|  | Rs.                                 | Rs.                                 |
| <b>Appreciation in Value of Investments</b>                                      |                                     |                                     |
| <b>Diminution in value of investments\</b>                                       |                                     |                                     |
| Debentures & Bonds listed / awaiting listing in the<br>Recognised stock exchange |                                     | 1,058,056                           |
|  | -                                   | 1,058,056                           |
| Net Diminution in value of investments transferred to<br>Revenue Account         | -                                   | <b>1,058,056</b>                    |

## SUNDARAM BNP PARIBAS MUTUAL FUND

### SUNDARAM BNP PARIBAS FIXED TERM PLAN 367 DAYS SERIES - 4

Schedules forming part of the Balance Sheet as at 31-Mar-2010  
and the Revenue Account for the Period from 01-Apr-2009 to 07-Sep-2009

#### SCHEDULE 8

*All amounts mentioned rupees in lakhs*

#### NOTES ON ACCOUNTS

##### 1 SIGNIFICANT ACCOUNTING POLICIES

##### 1.1. INVESTMENTS

Investment transactions are accounted on trade dates at cost including brokerage, stamp duty and other levies.

Investments are marked to market. In valuing the Scheme's investments:

##### a) Government Securities

· Government Securities are valued at the prices obtained from CRISIL in accordance with the guidelines for valuation of securities for mutual funds issued by SEBI.

· Instruments bought on 'repo' basis have been valued at the resale price after deduction of applicable interest up to date of resale.

##### b) Other Securities

· Traded Securities are valued at the last quoted closing price on the stock exchange. Non-traded / thinly traded securities are valued in good faith on the basis of guidelines issued by SEBI in this regard.

In accordance with the guidance note on accounting for investments in the financial statement of mutual funds issued by The Institute of Chartered Accountants of India, the investments are valued separately category-wise and the net unrealised appreciation is directly transferred to unrealised appreciation reserve and the net diminution is debited to revenue account.

##### 1.2. INCOME RECOGNITION

(i) Profit/Loss on sale of investments is recognised on the trade dates based on weighted average cost method.

(ii) Income on investments is accounted on accrual basis.

(iii) Other income is accounted on cash basis.

##### 1.3. EXPENSES

Expenses are accounted for on accrual basis.

##### 1.4. LOAD

In terms of SEBI circular dated 30th June 2009, out of the exit load charged to the investor, a maximum of 1% of the redemption proceeds is maintained in a separate account which can be used by the AMC to pay commission to the distributor and for marketing and selling expenses of the scheme. Any balance in excess of 1% is credited to the scheme immediately and unutilised portion in the load account shall be credited to the scheme whenever felt appropriate by the AMC.

##### 1.5. EQUALISATION ACCOUNT

When the units are sold / re-purchased, the difference between the sale price / re-purchase price and the face value of the units is credited / debited to equalisation account. The net balance in this account is transferred to revenue account for the Period

## 2. INVESTMENT MANAGER FEES

Management fee is computed on daily average net assets as under:

| Description   | 01.04.09 to 07.09.09 | 05.09.08 to 31.03.09 |
|---|----------------------|----------------------|
| Average daily net asset value   | 101,746.03           | 97,132.23            |
| Management fee @ 0.41% of average daily net asset value.(Previous year 0.14%) | 184.61               | 79.40                |

## 3. INVESTMENTS MADE IN COMPANIES WHO HAVE INVESTED MORE THAN FIVE PERCENT OF THE NET ASSET VALUE OF THE SCHEMES OF SUNDARAM BNP PARIBAS MUTUAL FUND.

As Per Annexure - I

## 4. AGGREGATE VALUE OF PURCHASES & SALES MADE DURING THE PERIOD

The aggregate value of investments purchased and sold (including matured) during the Period as a percentage of average daily net asset value is as under :

| Description                   | 01.04.09 to 07.09.09 | 05.09.08 to 31.03.09 |
|-------------------------------|----------------------|----------------------|
| <b>PURCHASE VALUE(AMOUNT)</b> | <b>144,891.00</b>    | <b>102,791.20</b>    |
| %                             | 142.40%              | 105.83%              |
| <b>SALES VALUE (AMOUNT)</b>   | <b>238,560.41</b>    | <b>9,121.80</b>      |
| %                             | 234.47%              | 9.39%                |

## 5. AGGREGATE FAIR VALUE OF NON-TRADED/THINLY TRADED INVESTMENTS-

Aggregate Fair Value of non traded / thinly traded investments valued in "good faith" exceeding 5% of the Net Asset Value as at the end of the Period :

| Description   | 01.04.09 to 07.09.09 | 05.09.08 to 31.03.09 |
|---|----------------------|----------------------|
| Aggregate Fair Value of non traded / thinly traded investments valued in "good faith" exceeding 5% of the Net Asset Value as at the end of the Period | NIL                  | 23,967.85            |
| % to the asset under management   | NIL                  | 24.07%               |

## 6. INCOME / EXPENDITURE

The total income and expenditure as a percentage of the daily average net assets, during the Period are given below.

| DESCRIPTION        | 01.04.09 to 07.09.09 | 05.09.08 to 31.03.09 |
|--------------------|----------------------|----------------------|
| <b>INCOME</b>      | <b>10.85%</b>        | <b>11.39%</b>        |
| <b>EXPENDITURE</b> | <b>0.82%</b>         | <b>1.60%</b>         |

## 7. CONTINGENT LIABILITY

Contingent liability as at 31st March 2010 is Rs. Nil. Previous Year Rs. Nil

## 8. AMOUNT PAID TO SPONSORS / ASSOCIATES

|                                | 01.04.09 to 07.09.09 | 05.09.08 to 31.03.09 |
|--------------------------------|----------------------|----------------------|
| Sundaram Finance Ltd (Sponsor) | NIL                  | NIL                  |
| Indus Ind Bank Ltd (Associate) | NIL                  | NIL                  |

## 9. TOTAL VALUE OF INVESTMENTS (EXCLUDING MONEY MARKET INVESTMENT) FALLING UNDER EACH MAJOR INDUSTRY GROUP WHICH CONSTITUTES NOT LESS THAN 5% OF THE TOTAL INVESTMENTS IS AS BELOW:

(% of total investment within the classification)

Refer Annexure - II



9. a. **Accounting Standard 17 on Segment Reporting**

As the Financial Statements are prepared separately on each scheme, no further disclosure under Accounting Standard 17 on segment reporting issued by the Institute of Chartered Accountants of India is considered necessary. There is no secondary reporting segment.

9. b. **Accounting Standard 18 on Related Party Disclosures**

Related party disclosures as required by the Accounting Standard 18 – “ Related Party Disclosures” issued by the Institute of Chartered Accountants of India are given as Annexure – V

**10. LOAD COLLECTED AND UTILISED**

| Description   | 01.04.09 to 07.09.09 | 05.09.08 to 31.03.09 |
|---|----------------------|----------------------|
| Opening Balance   | 1.41                 | -                    |
| Add.: Amount received on Sale / Repurchase of units (net) | 2.56                 | 13.27                |
| Less: Amount Adjusted towards Brokerage & Marketing Exp   | -                    | 1.86                 |
| Less: Transferred to Income                               | 3.97                 | 10.00                |
| Closing Balance   | -                    | 1.41                 |

In terms of SEBI guidelines dated 30th June 2009, from 1st Aug 2009 out of the exit load charged to the investor, a maximum of 1% of the redemption proceeds is maintained in a separate account which can be used by the AMC to pay commission to the distributor and marketing & selling expenses of the scheme and any balance is credited to the scheme, as against the previous practice of crediting the entire amount to load upto 31st July 2009 under other liabilities (other than the amount utilised for meeting commission to distributor and marketing and selling expenses which was included under unit premium reserve)

As a result, the other income is higher by Rs.Nil with consequential impact on the deficit, Reserves and Surplus, Current Liabilities and Provisions, Net Asset Value and Distributable income.

**11. PORTFOLIO DISCLOSURE**


NIL


**12. MOVEMENT IN UNIT CAPITAL**

As Per Schedule-I


Signatures to the schedules 1 to 8 are forming part of the Balance Sheet and the Revenue Account.


**For Sundaram & Srinivasan  
Chartered Accountants  
(FRN No.: 004207S)**

  
K Srinivasan  
Partner  
(M.No : 5809)




**For Sundaram BNP Paribas Asset Management Company Ltd**

  
K Ramkumar  
Fund Manager

  
T S Sritharan  
Chief Financial Officer


  
T P Raman  
Managing Director

**For and on Behalf of  
Sundaram BNP Paribas Trustee Company Ltd**

  
K V Ramanathan  
Chairman

  
S Viji  
Director

  
R Rajamani  
Director

  
Francois Mouzay  
Director

**Place : Chennai  
Date : 25th June, 2010**

Annexure - II

**SUNDARAM BNP PARIBAS FIXED TERM PLAN 367 DAYS SERIES - 4**

|                                   | % of total investments within the classification |           |
|-----------------------------------|--|-----------|
|                                   | 2009-2010  | 2008-2009 |
| <b>A) Debt Instruments</b>        |  |           |
| <b>Privately Placed</b>           |  |           |
| FINANCE                           | NIL  | 100%      |
| <b>Non Convertible Debentures</b> |  |           |
| FINANCE                           | NIL  | 100%      |
| <b>Securitised Debt</b>           |  |           |
| FINANCE                           | NIL  | 100%      |